






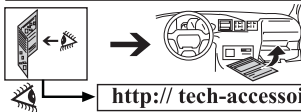
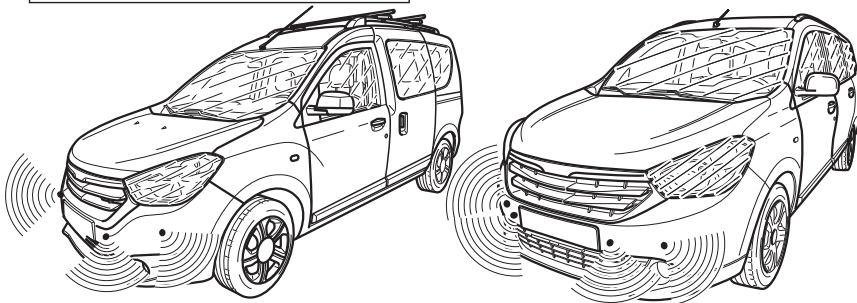
	DOKKER	
	DOKKER STEPWAY	
	LODGY	
	LODGY STEPWAY	

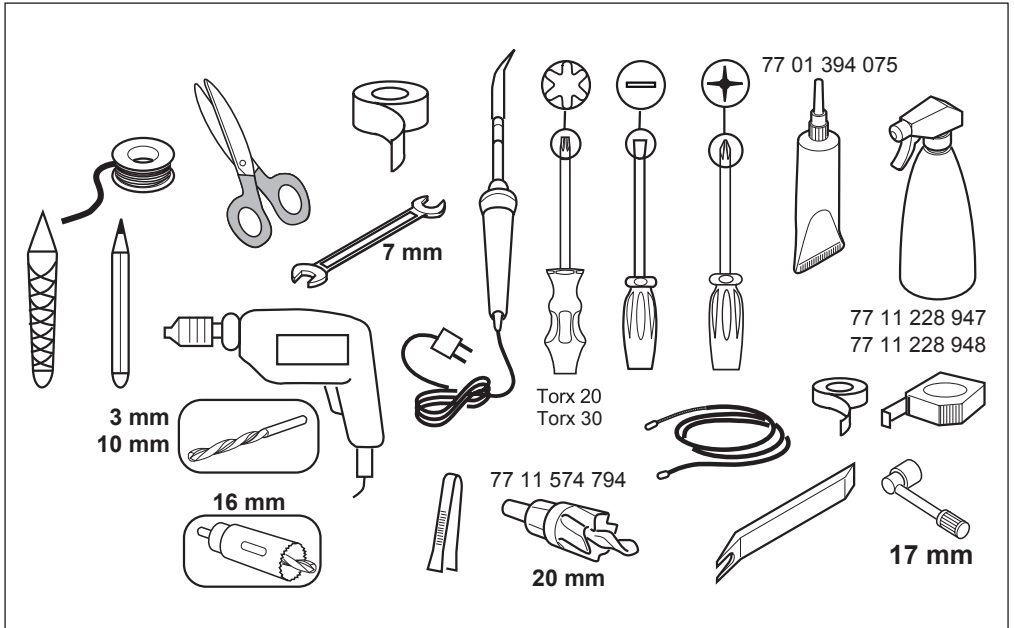
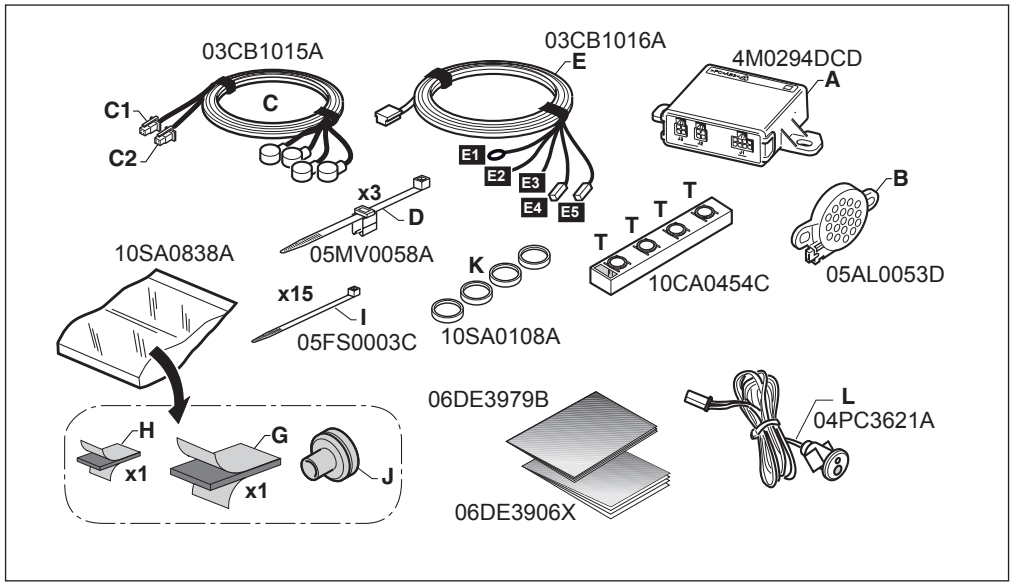


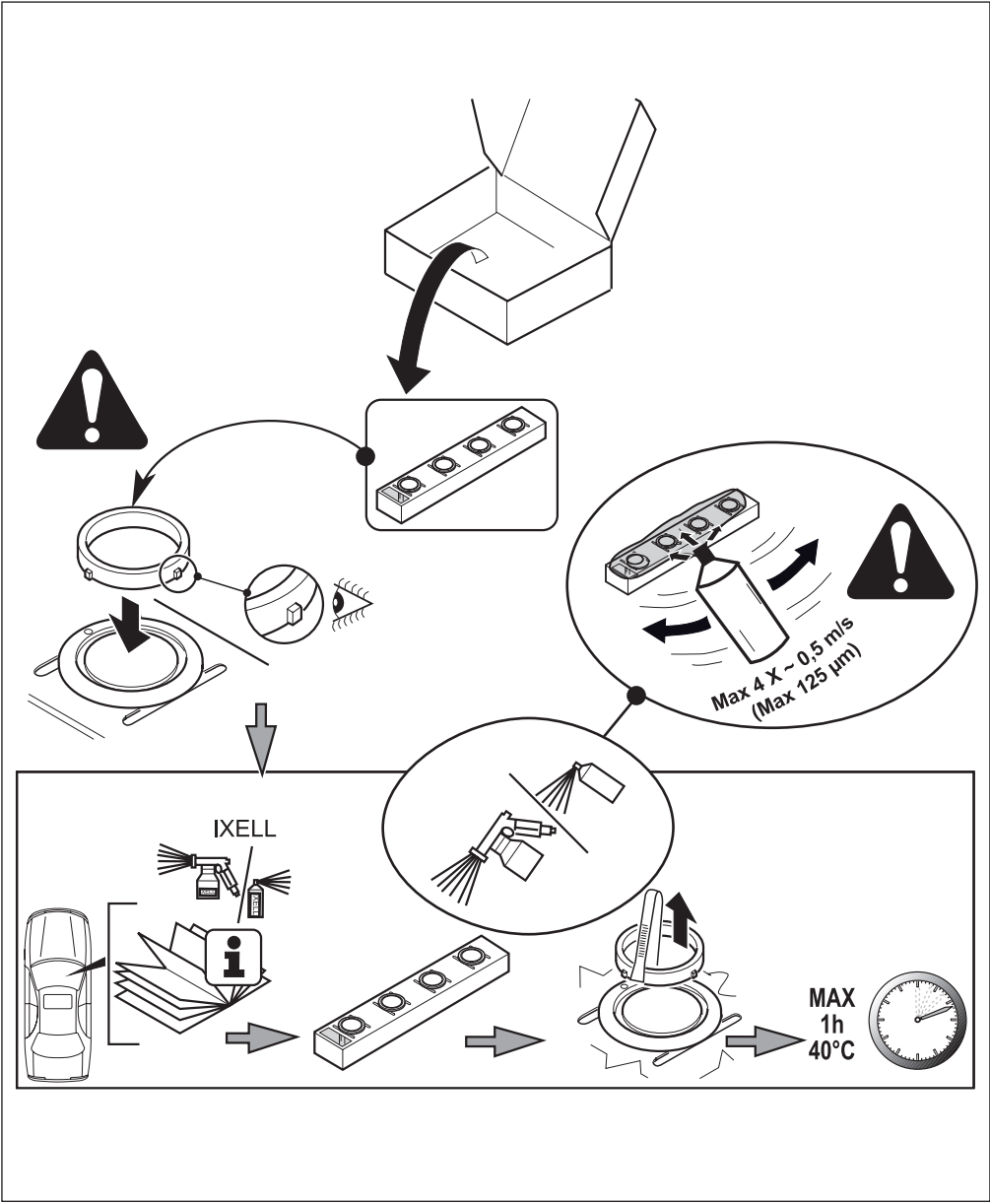
82 01 457 602

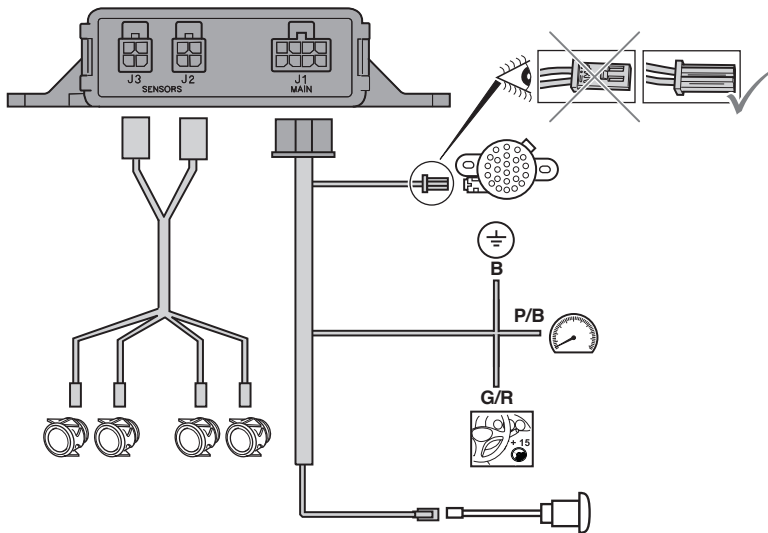
[http:// tech-accessoires.renault.com](http://tech-accessoires.renault.com)



FRA Instructions de montage	CRO Návod k montáži	PLK Instrukcje wbudowania
CZA Pokyny pro montáž	HUN Beépítési utasítások	PTG Instruções de montagem
DAN Monteringsveiledning	ITA Istruzioni per il montaggio	ROM Instrucțiuni de montaj
DEU Einbauanleitung	JPN 取付説明書	RUS Инструкция по монтажу
ENG Installation instructions	KOR 조립설명서	SLK Návod na zabudovanie
ESP Instrucciones de montaje	LTH Montavimo instrukcija	SLV Navodila za inštalacijo
EST Paigaldusjuhised	LET Montāžas instrukcijas	SWE Montageanvisning
FIN Asennusohje	NLD Inbouwhandleiding	TRK Montaj talimatları
GRK Οδηγίες συναρμολόγησης	NOR Monteringsveiledning	








	FRA	DEU	ENG	NLD	GRK	ITA	EST	JAP	KOR
G	VERT	GRÜN	GREEN	GROEN	πράσινο	VERDE	ROHELINE	緑	그린
B	NOIR	SCHWARZ	BLACK	ZWART	ΜΑΥΡΟ	NERO	MUST	黒	검은색
O	ORANGE	ORANGE	ORANGE	ORANJE	πορτοκάλι	ARANCIO	ORANŽ	オレンジ	오렌지색
L	BLEU	BLAU	BLUE	BLAUW	Μπλε	BLU	SININE	青	파란
P	ROSE	ROSA	PINK	ROZE	Ροζ	ROSA	ROOSA	ピンク	분홍
R	ROUGE	Rot	RED	Rood	KOKKINO	ROSSO	PUNANE	赤	빨간색

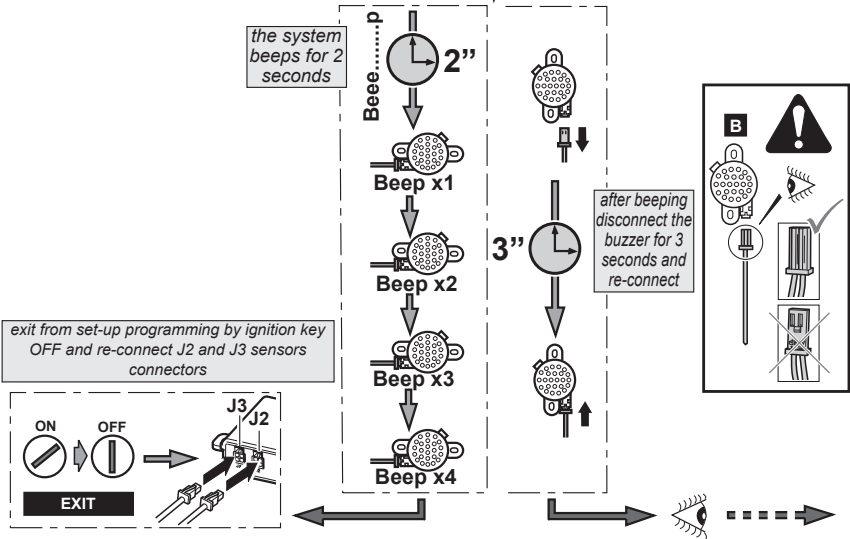
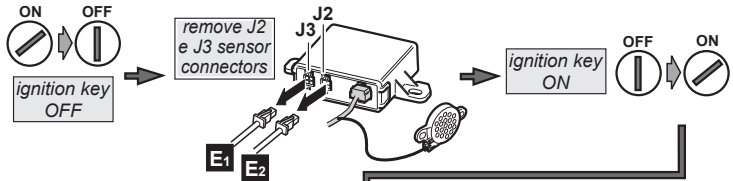
	CZA	HUN	PTG	PLK	ESP	SWE	LTH	LET	ROM
G	ZELENÁ	ZÖLD	VERDE	ZIELONA	VERDE	GRÖN	ŽALIA	ZALŠ	VERDE
B	ČERNÝ	FEKETE	PRETO	CZARNY	NEGRO	SVART	JUODA	MELNS	NEGRU
O	ORANŽOVÝ	NARANCSÁRGA	LARANJA	POMARANČOWY	NARANJA	ORANGE	ORANŽINÉ	ORANŽS	PORTOCALIU
L	MODRÁ	KÉK	AZUL	NIEBIESKA	AZUL	BLÅ	MĚLYNA	ZILS	ALBASTRU
P	RŮŽOVÝ	RÓZSASZIN	ROSA	RÓŻOWY	ROSA	ROSA	RAUSVA	ROZÁ	ROZ
R	ČERVENÝ	PIROS	VERMELHO	CZERWONY	ROJO	RÖD	RAUDONA	SARKANS	ROSU

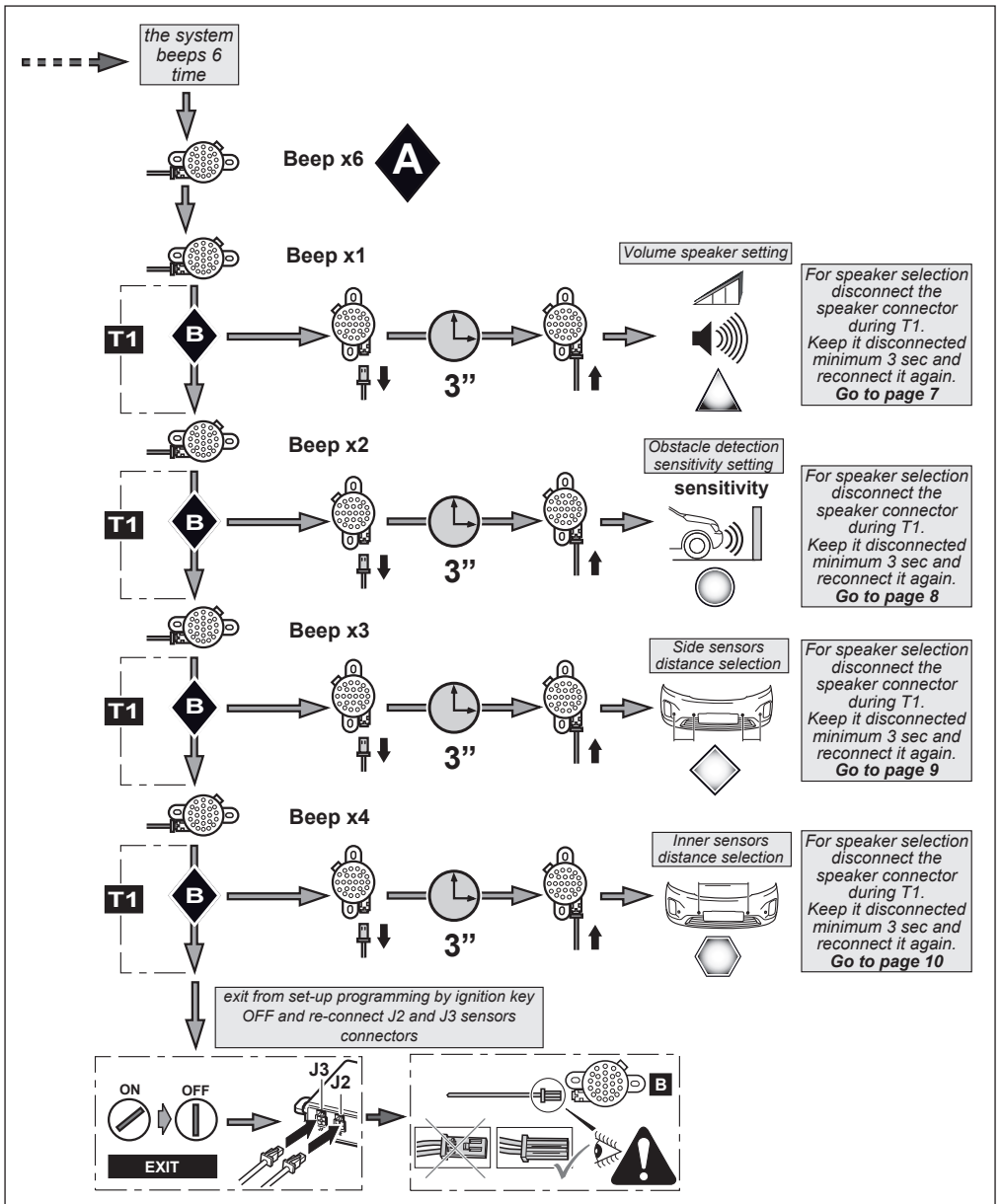
	SLV	TRK	DAN	RUS	NOR	FIN	SLK	CRO
G	ZELENA	YEŞİL	GRÖN	ЗРИН	GRÖNN	VIHREÄ	ZELENÁ	ZELENI
B	ČRNA	SİYAH	SORT	ЧЕРНЫЙ	SVART	MUSTA	ČIERNA	CRNA
O	ORANŽNA	TURUNCU	ORANGE	ОРАНЖЕВЫЙ	ORANSJE	ORANSSI	ORANŽOVÁ	NARANČASTA
L	MODRA	MAVI	BLÅ	СИНИЙ	BLÅ	SININEN	MODRÁ	PLAVI
P	ROZA	PEMBE	LYSERØD	РОЗОВЫЙ	ROSA	VAALENPUNAINEN	RŮŽOVÁ	RUŽICAŠTA
R	RDEČA	KIRMIZI	RØD	КРАСНЫЙ	RØD	PUNAINEN	ČERVENÁ	CRVENA

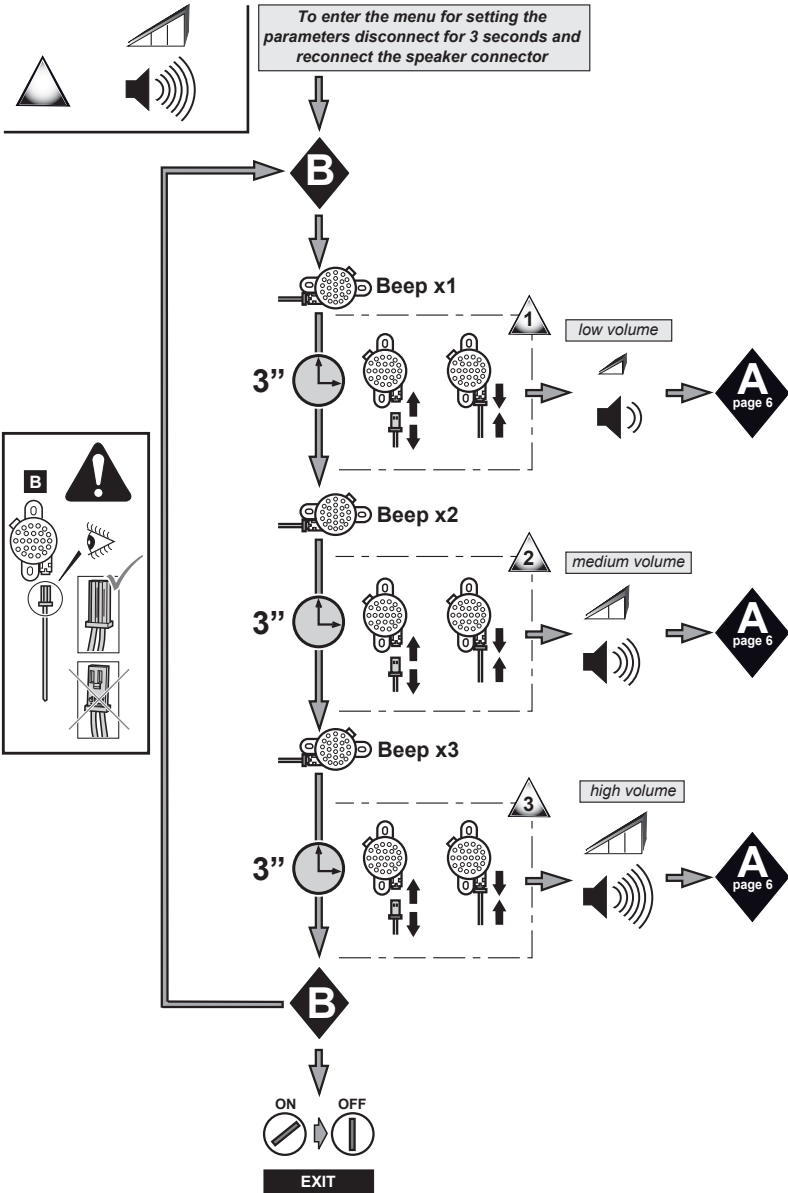
CONFIGURATION

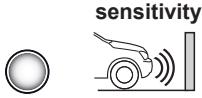


DEFAULT				
DOKKER				
LODGY				
STEPWAY VERSIONS				







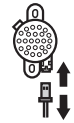


sensitivity

To enter the menu for setting the parameters disconnect for 3 seconds and reconnect the speaker connector



Beep x1



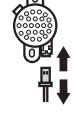
1

low sensitivity

sensitivity



Beep x2



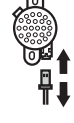
2

medium sensitivity

sensitivity



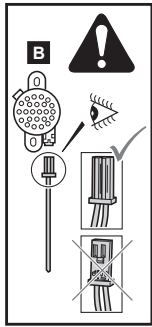
Beep x3



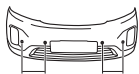
3

high sensitivity

sensitivity



EXIT

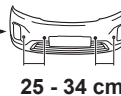


To enter the menu for setting the parameters disconnect for 3 seconds and reconnect the speaker connector



Beep x1

3"

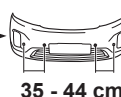


25 - 34 cm



Beep x2

3"

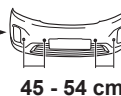


35 - 44 cm



Beep x3

3"

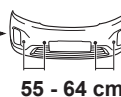


45 - 54 cm



Beep x4

3"

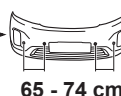


55 - 64 cm



Beep x5

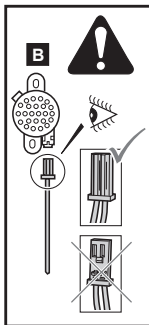
3"

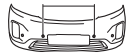


65 - 74 cm



EXIT





To enter the menu for setting the parameters disconnect for 3 seconds and reconnect the speaker connector



Beep x1

3''

1

25 - 34 cm

A
page 6

Beep x2

3''

2

35 - 44 cm

A
page 6

Beep x3

3''

3

45 - 54 cm

A
page 6

Beep x4

3''

4

55 - 64 cm

A
page 6

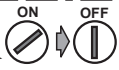
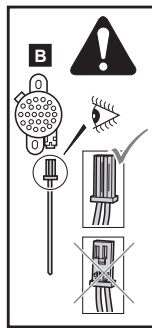
Beep x5

3''

5

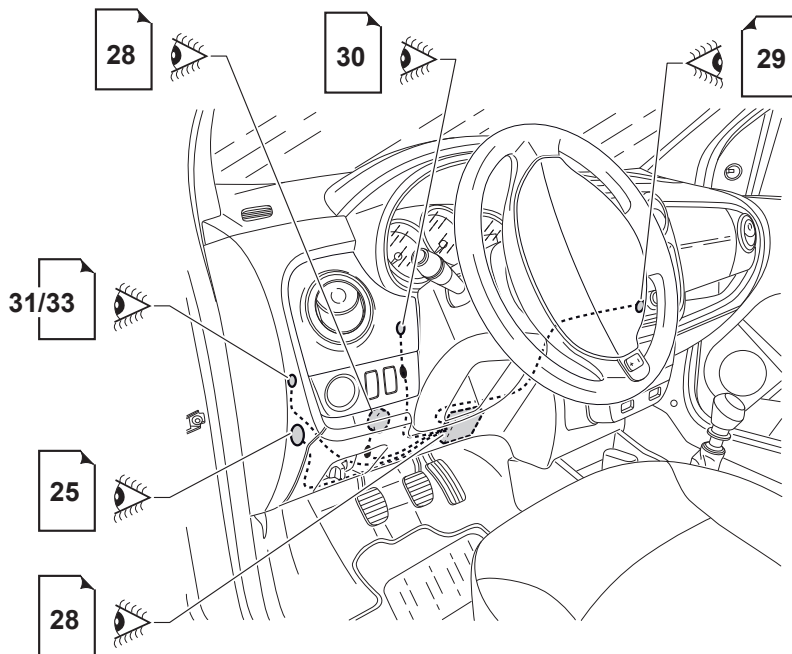
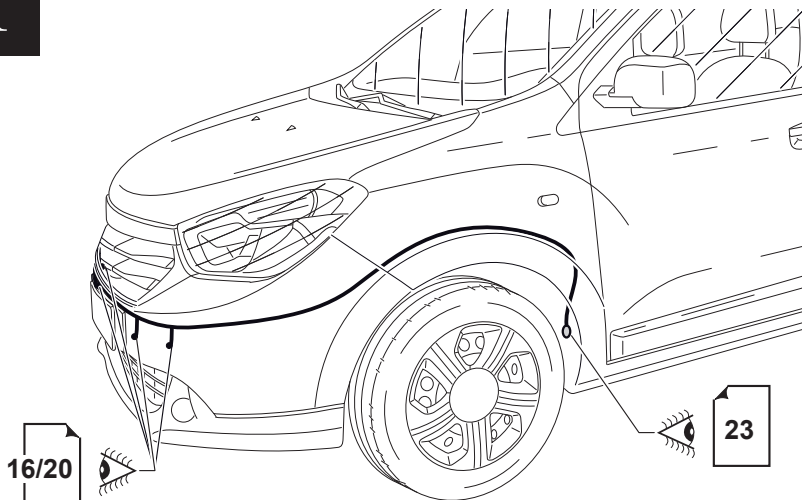
65 - 74 cm

A
page 6

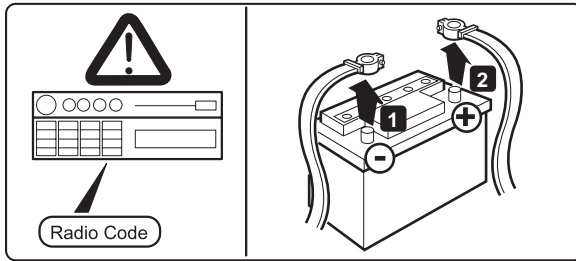


EXIT

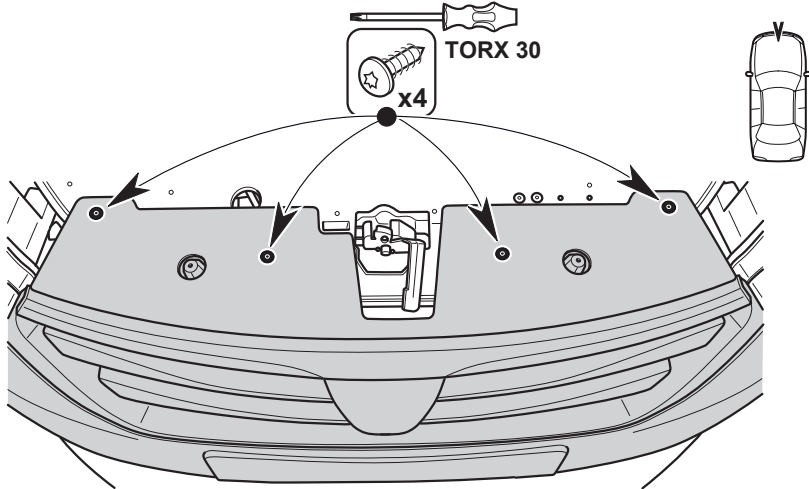
1



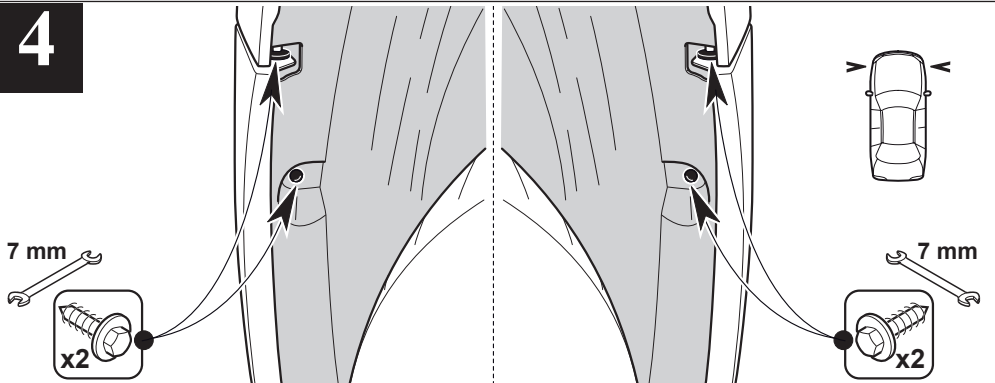
2



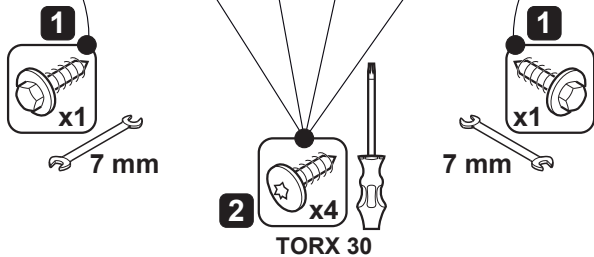
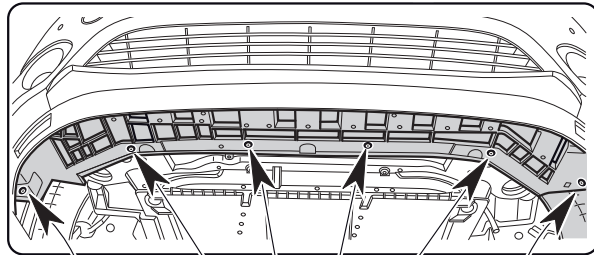
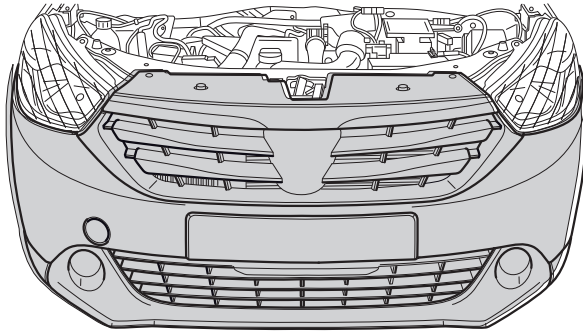
3



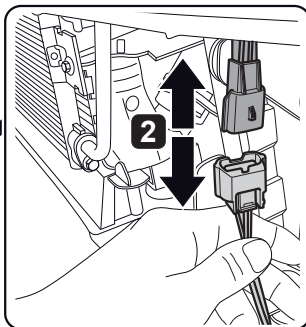
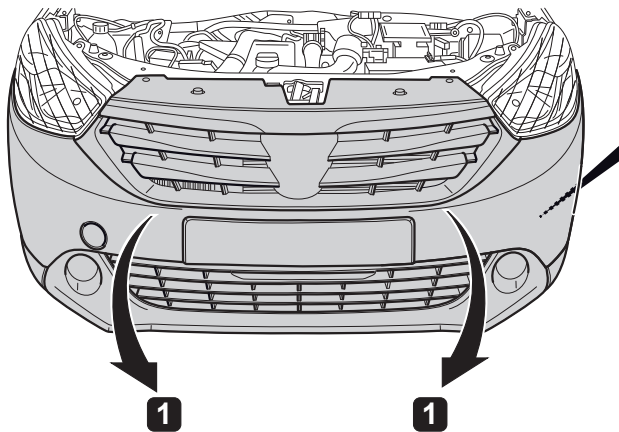
4



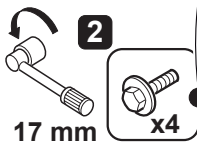
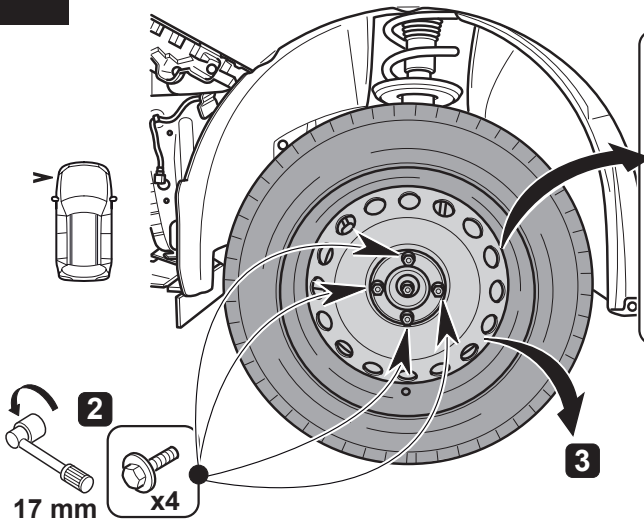
5





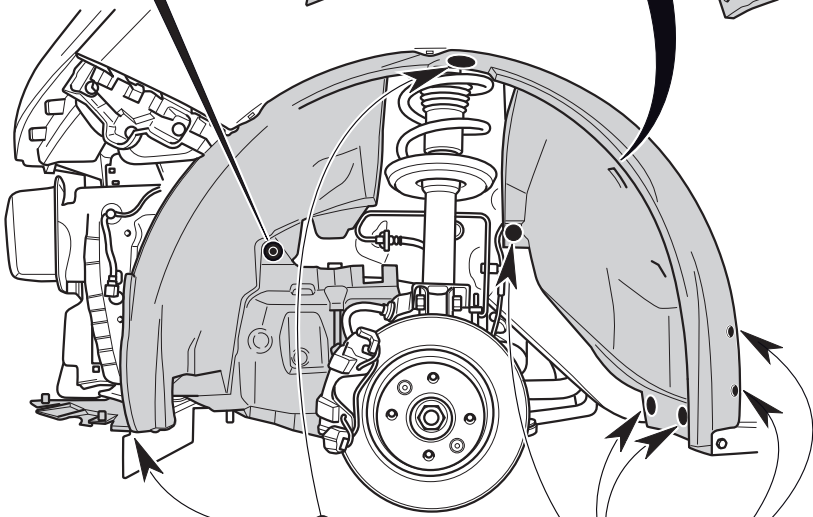
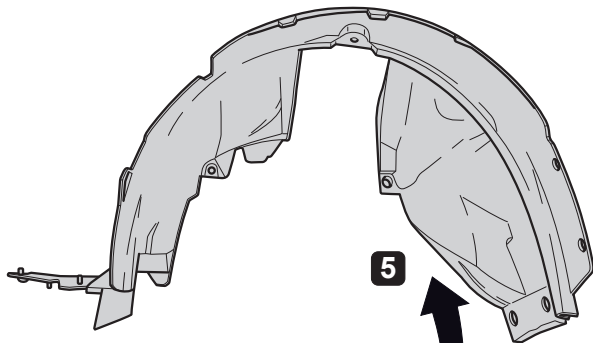
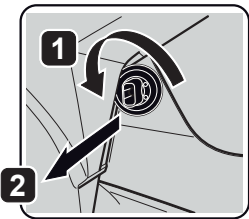
6



7



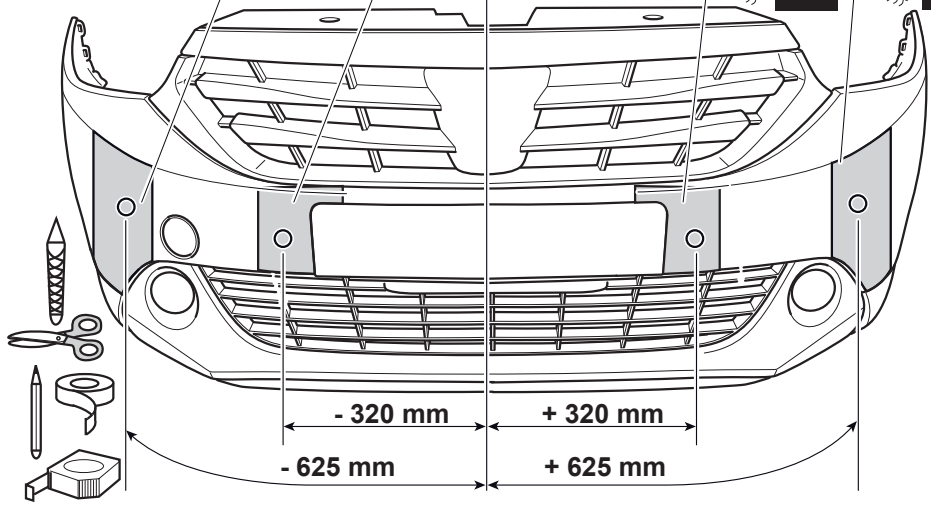
8



9

LODGY → 2016

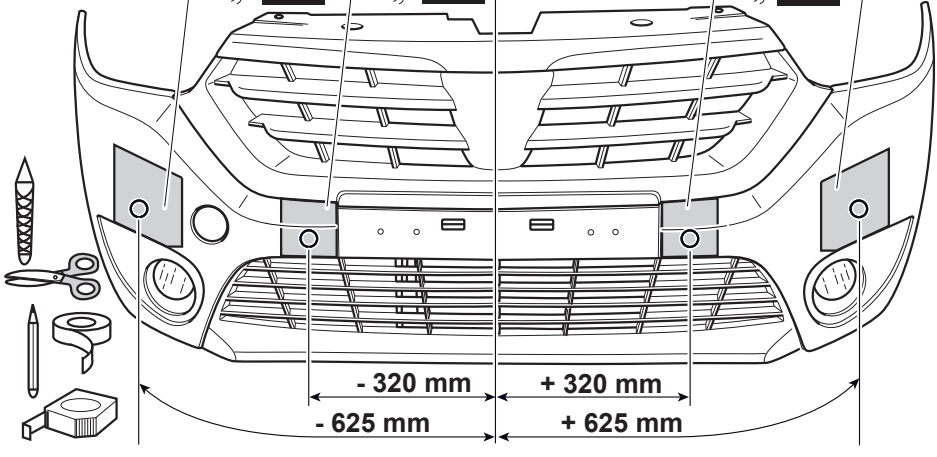
49 50 51 52



10

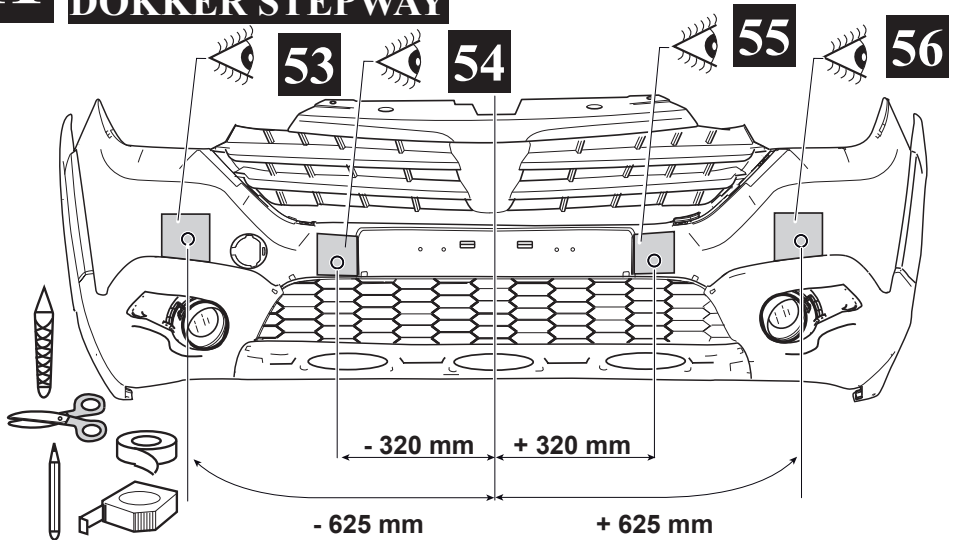
DOKKER LODGY 2016 →

45 46 47 48

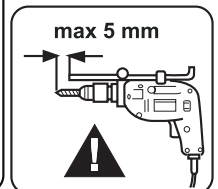
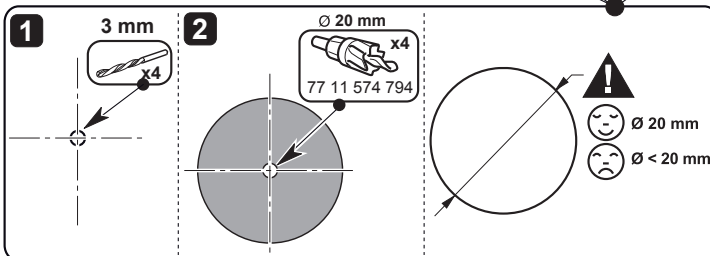
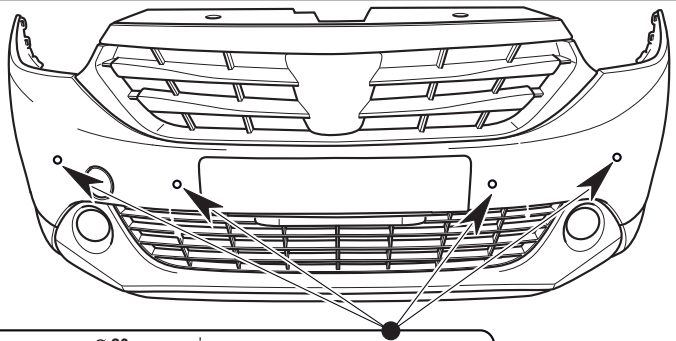
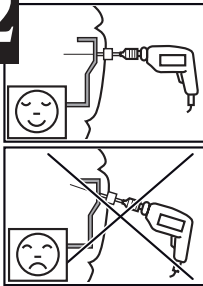


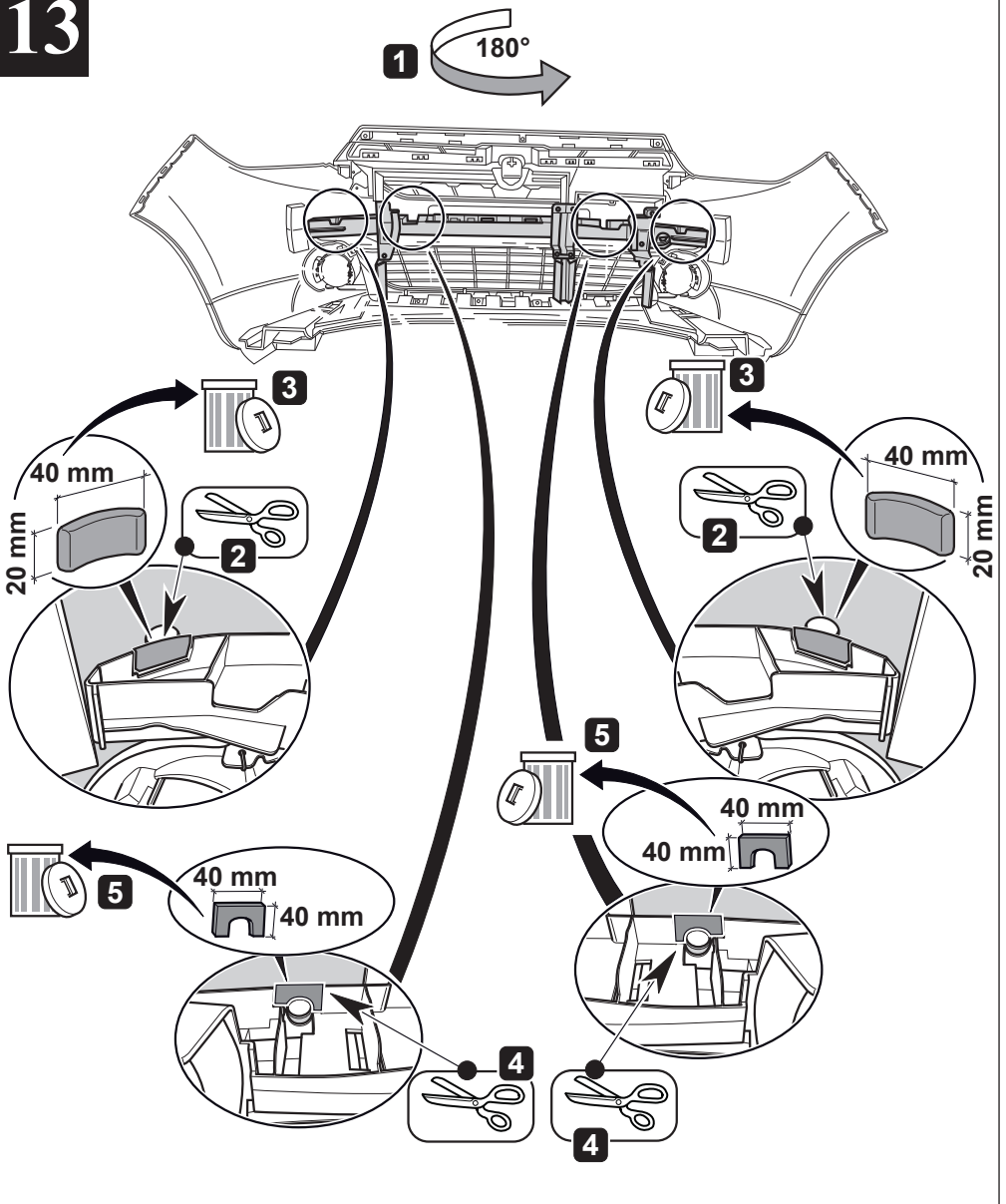
11

LODGY STEPWAY DOKKER STEPWAY


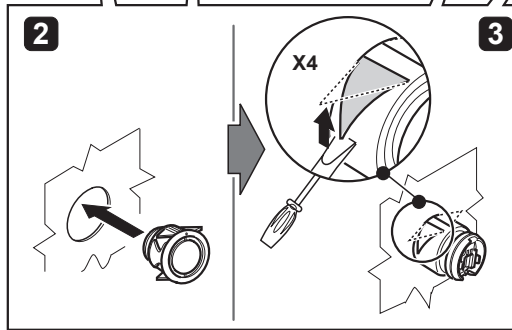
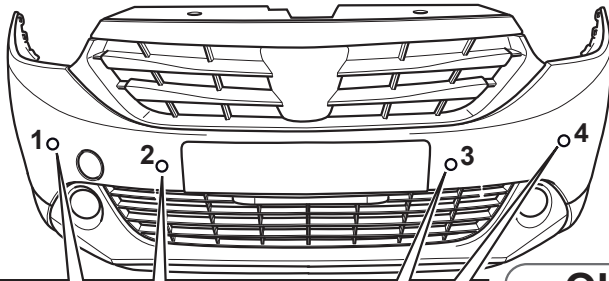
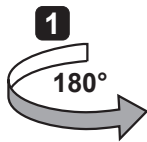


12

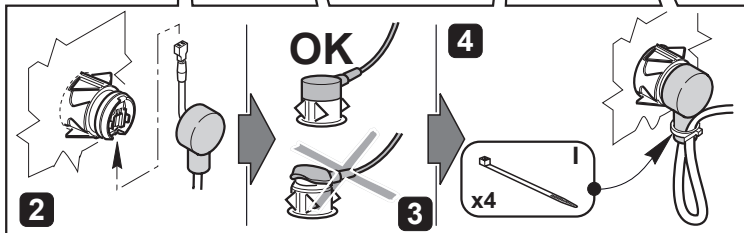
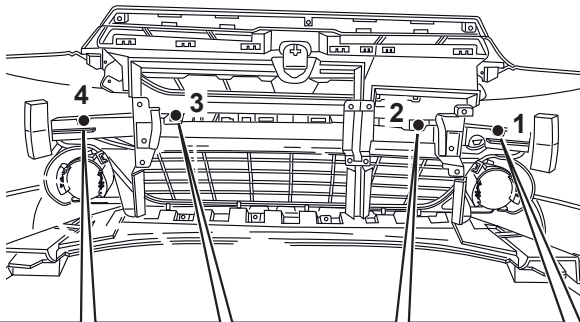
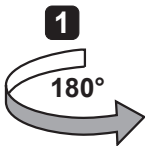


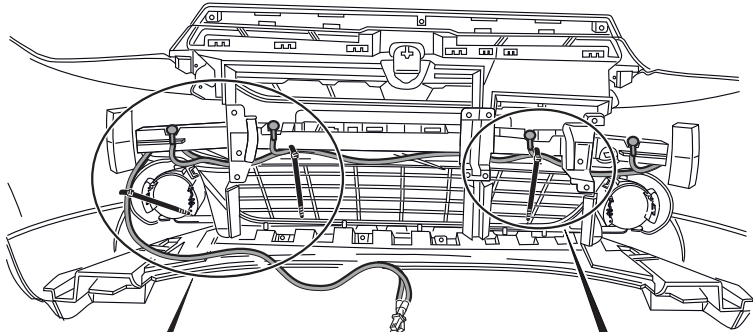


14

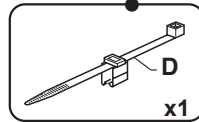
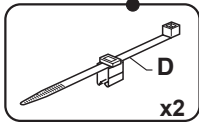
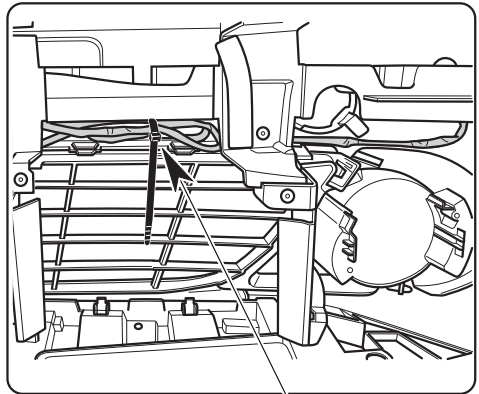
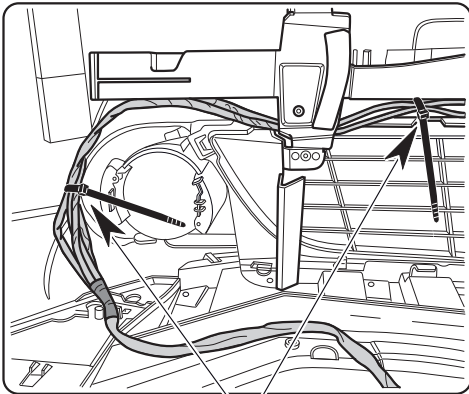


15

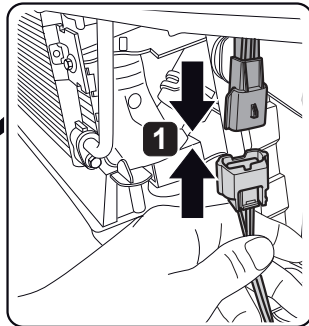
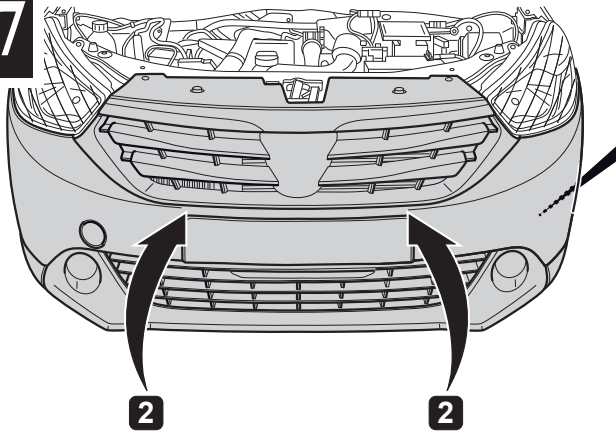




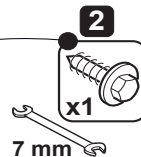
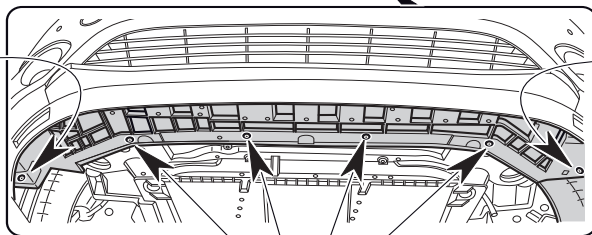
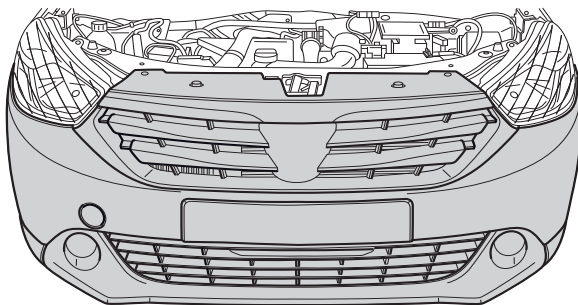
C1
C3



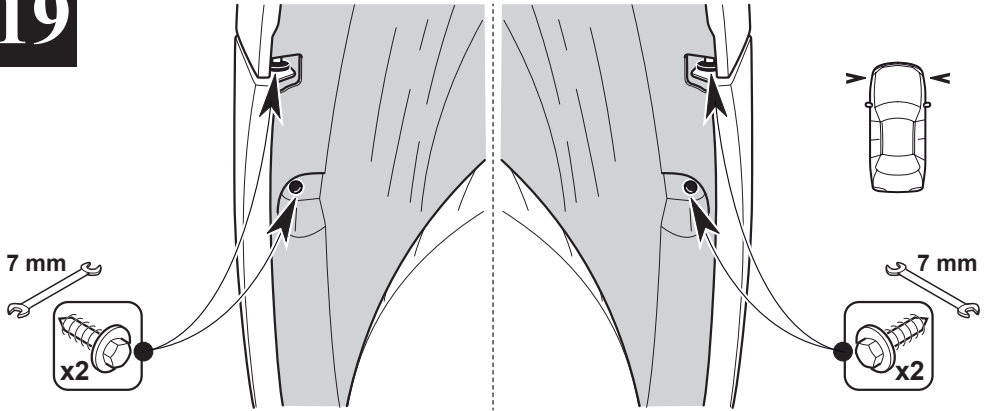
17



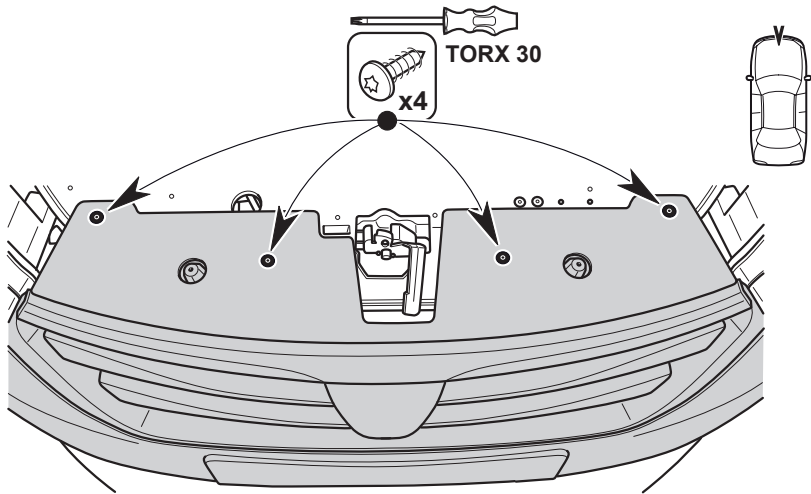
18



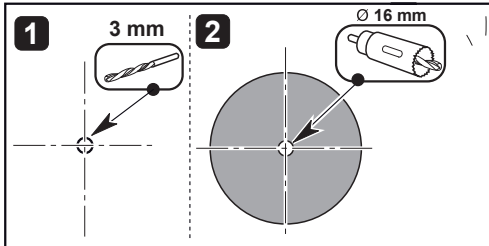
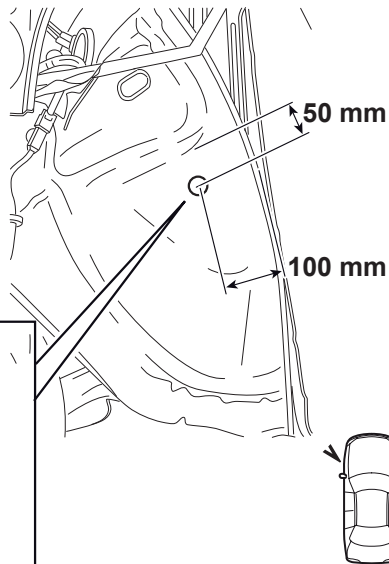
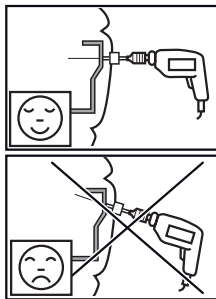
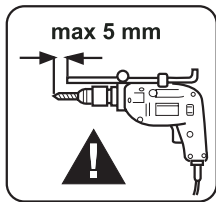
19



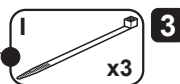
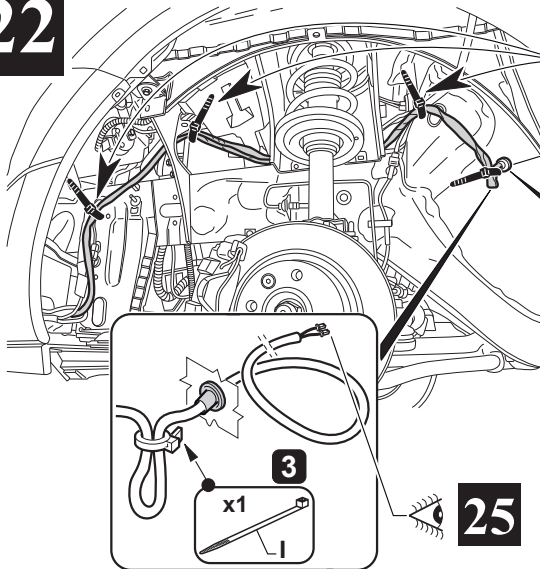
20



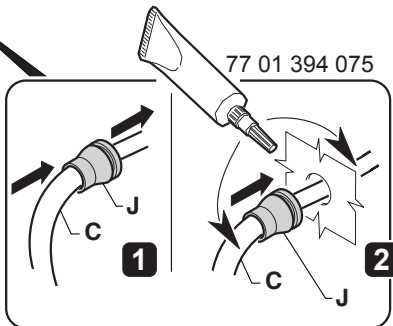
21



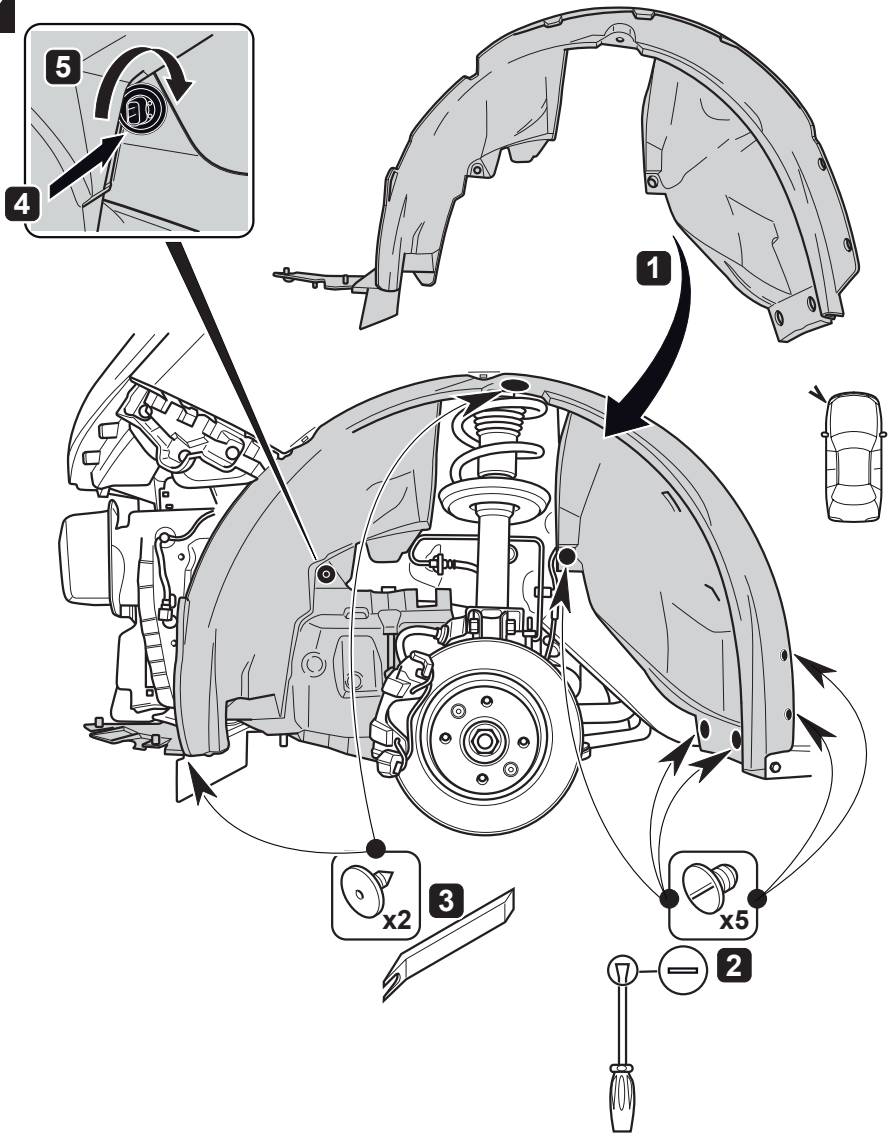
22



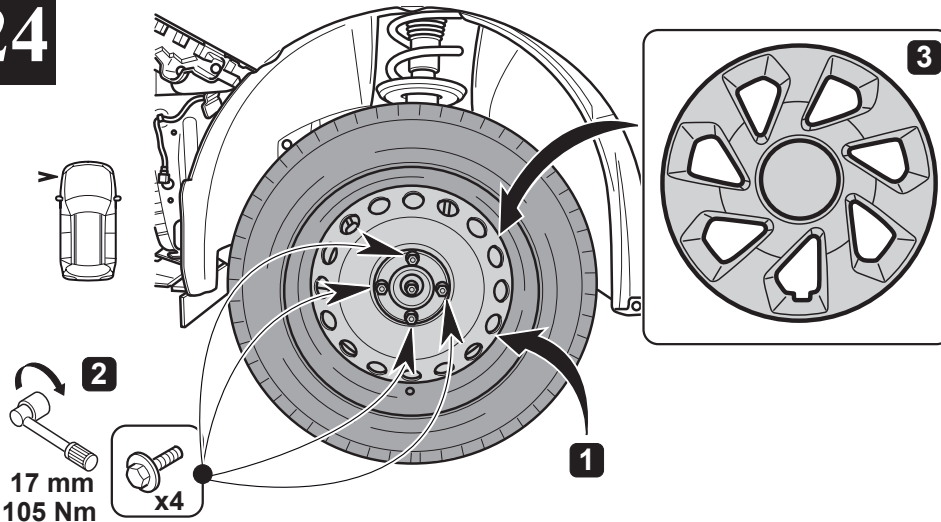
25



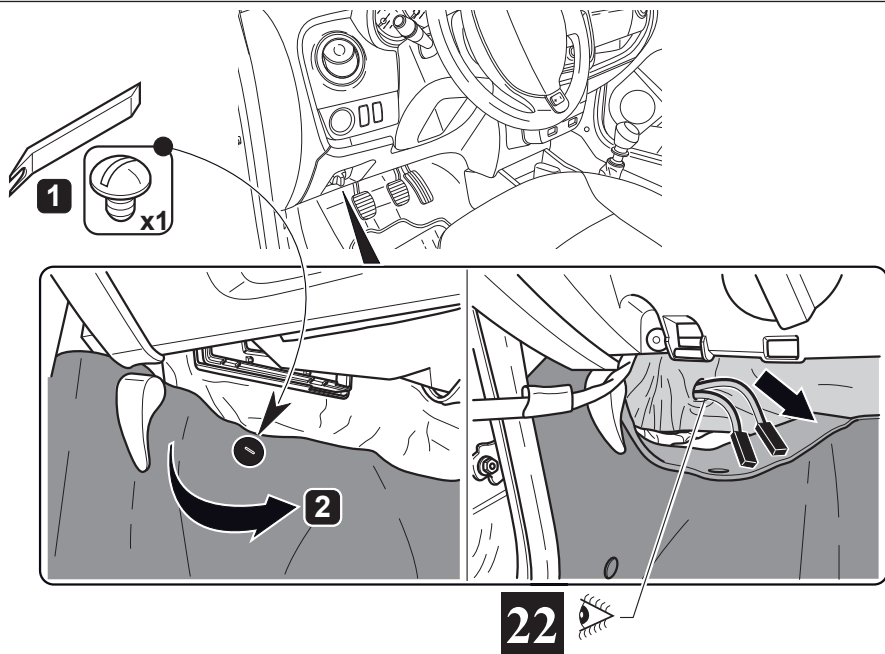
25

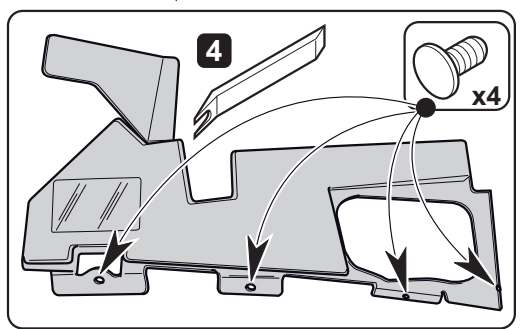
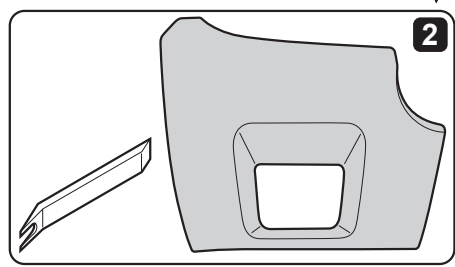
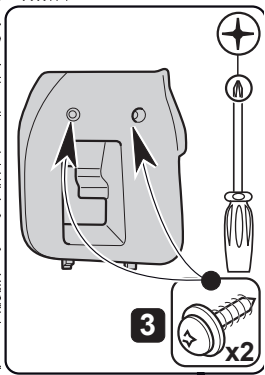
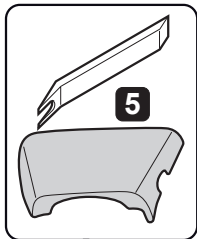
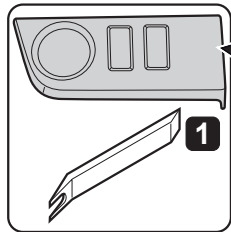
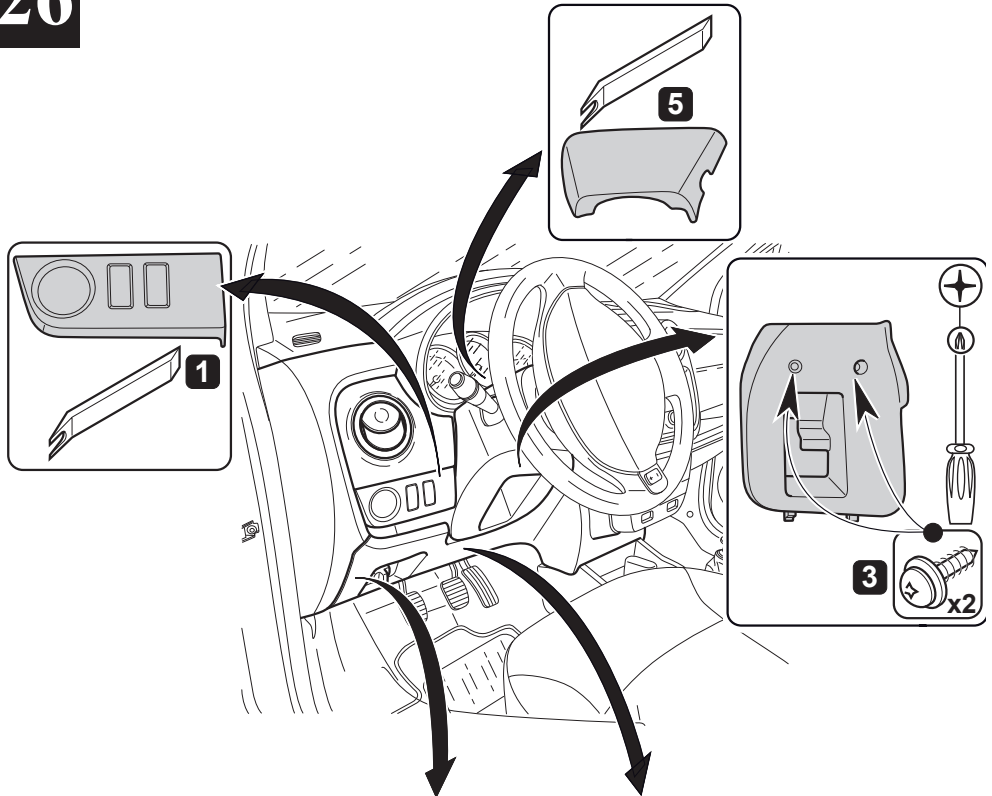


24

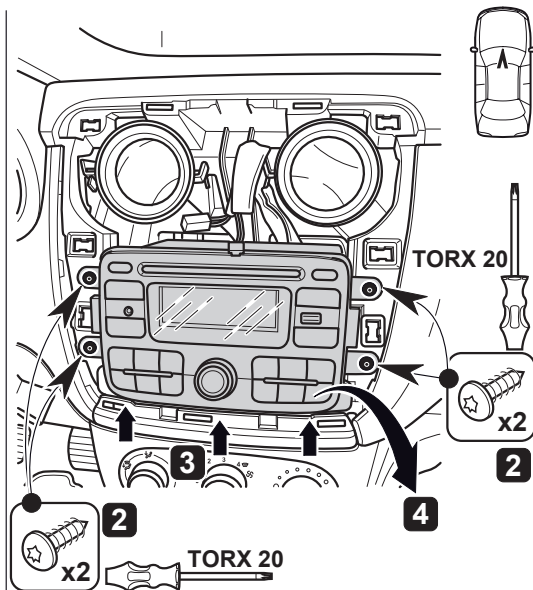
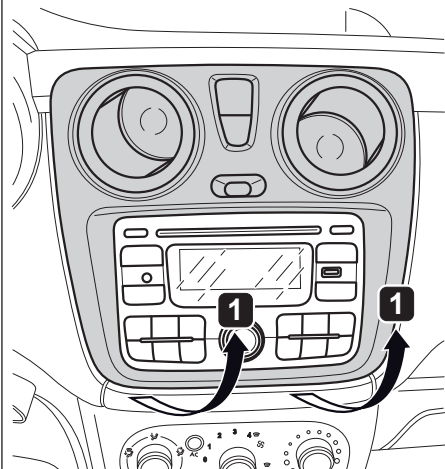


25

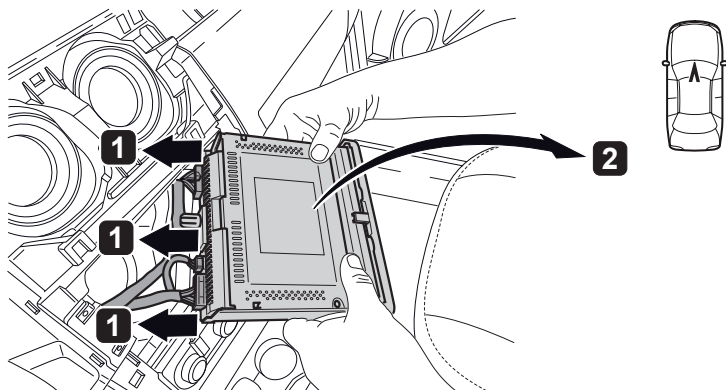


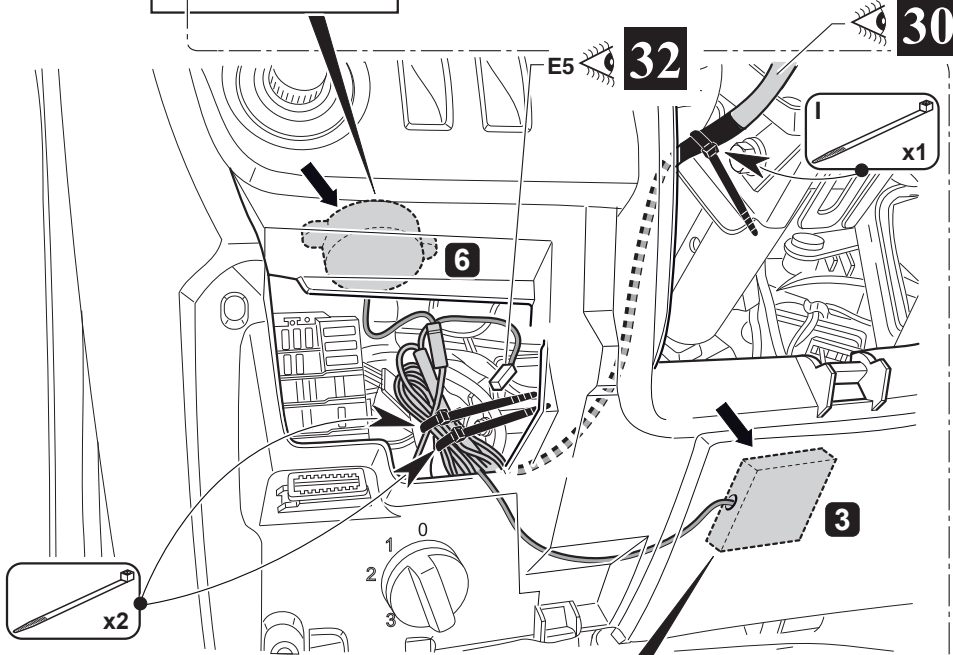
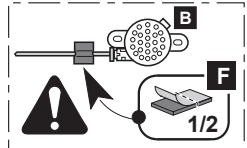
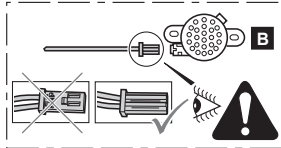
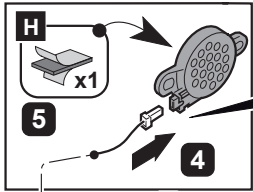


27



28

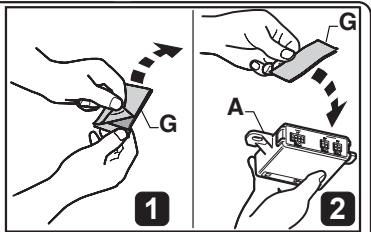
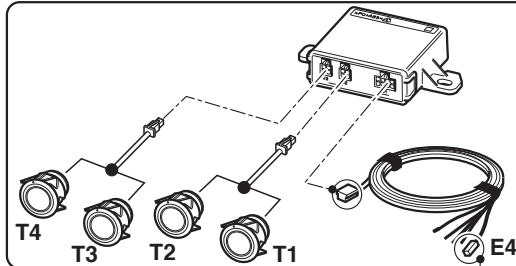




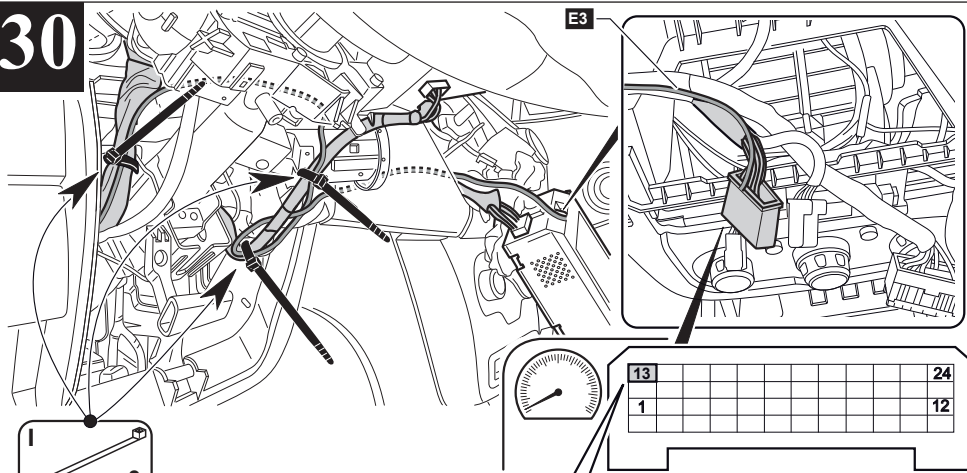
3

6

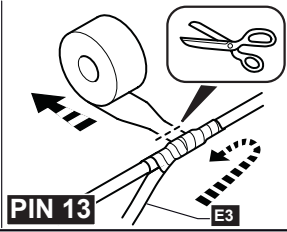
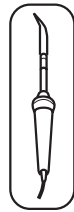
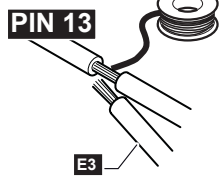
32



30



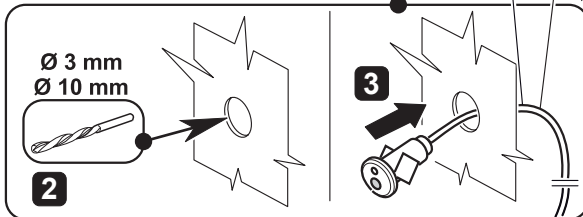
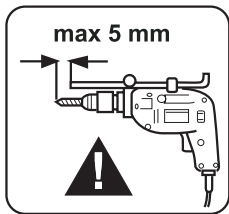
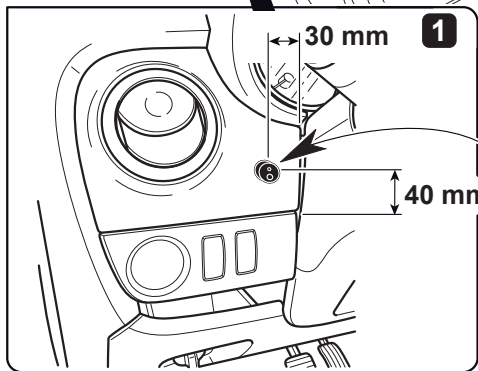
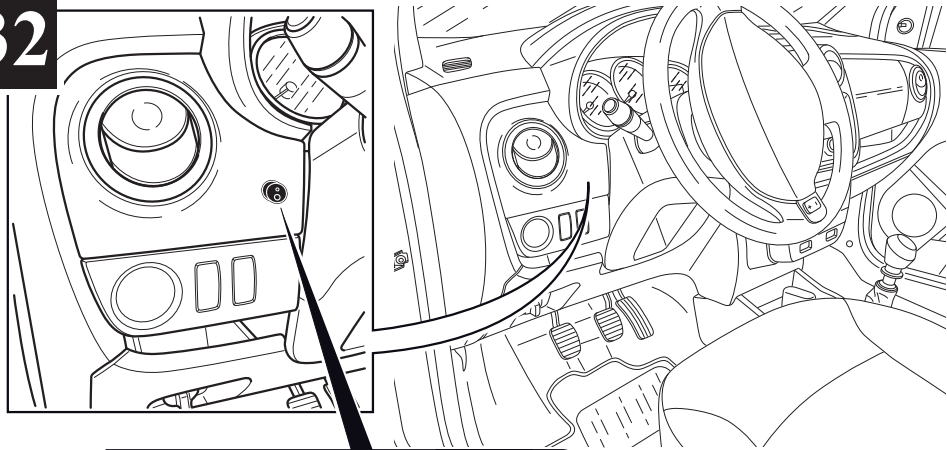
13	24
1	12



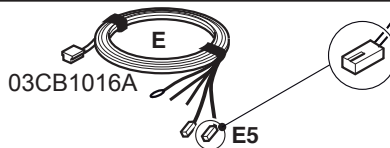
31

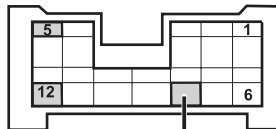
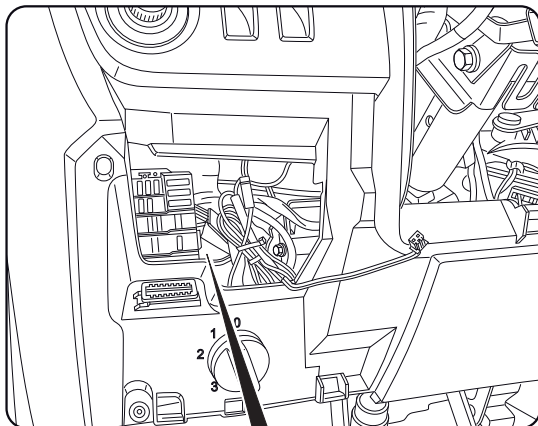
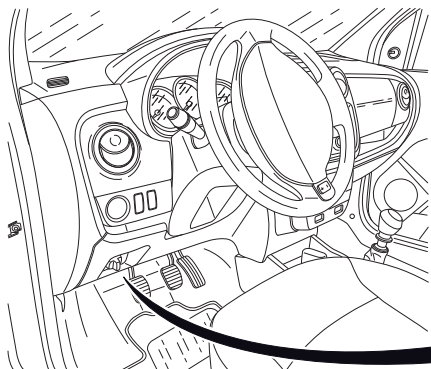
			(FRA)	(CZA)	(DAN)	(DEU)	(ENG)	(ESP)	(EST)	(FIN)	(GRK)
		E3	ROSE noire	RŮŽOVÝ černý	LYSERØD sort	ROSA schwarz	PINK black	ROSA negro	ROOSA must	VAALENPUNAINEN musta	Ροζ μαύρος
		13	vert	zelený	grøn	grün	green	verde	roheline	vihreä	πράσινο
			(CRO)	(HUN)	(ITA)	(JPN)	(KOR)	(LTH)	(LET)	(NDL)	(NOR)
		E3	RŮŽIČASTÁ crn	RŐZSASZÍN fekete	ROSA nero	ピンク 黒	분홍 검정	RAUSVA juodas	ROŽA melns	ROZE zwart	ROSA svart
		13	zelená	zöld	verde	緑	녹색	žalia	zaļš	groen	grønn
			(PLK)	(PTG)	(ROM)	(RUS)	(SLK)	(SLV)	(SWE)	(TRK)	
		E3	RŐŻOWY czarny	ROSA negro	ROZ negru	РОЗОВЫЙ черный	RŮŽOVÁ ierny	ROZA black	ROSA svart	PEMBE siyah	
		13	zielony	verde	verde	зеленый	zelena	zelena	grön	yesil	

32

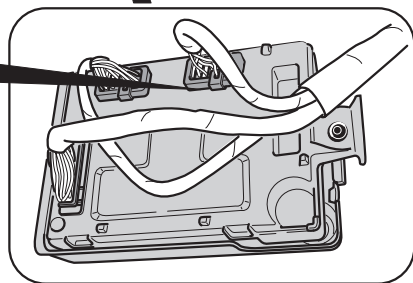


29





PIN 8
E1



03CB1016A

3







PIN 8

4

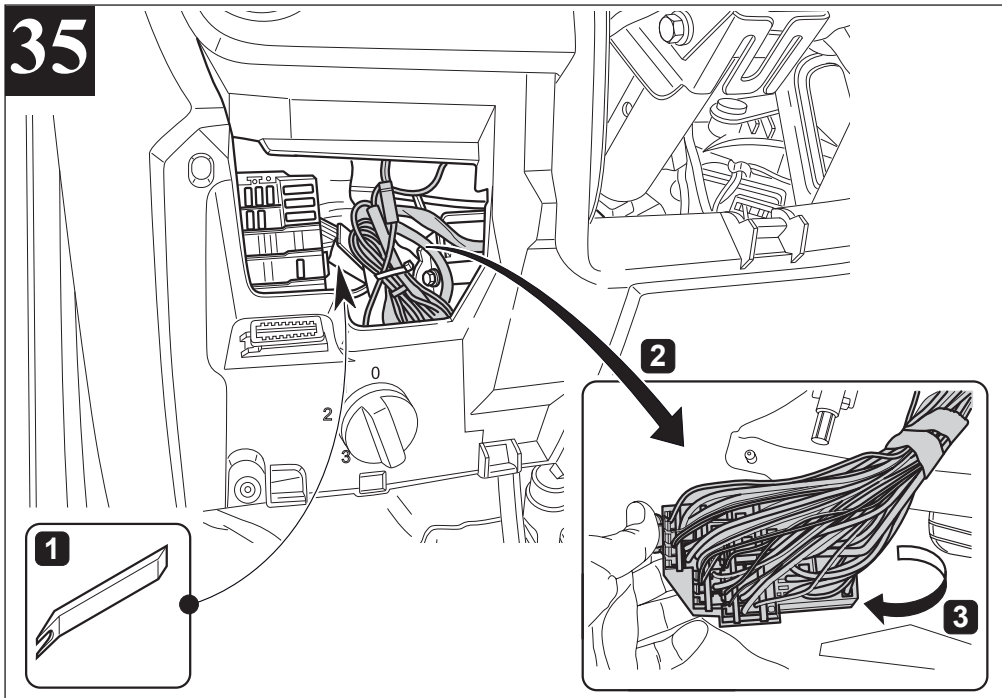
PIN 8

E1

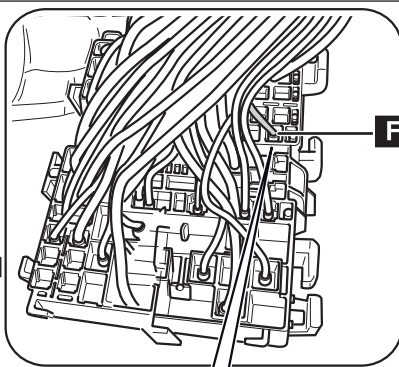
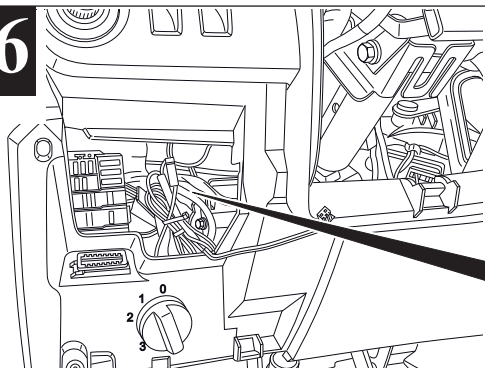
34

			FRA	CZA	DAN	DEU	ENG	ESP	EST	FIN	GRK
⊕		E1	noire	černý	sort	schwarz	black	negro	must	musta	μαύρος
		8	noire	černý	sort	schwarz	black	negro	must	musta	μαύρος
			CRO	HUN	ITA	JPN	KOR	LTH	LET	NDL	NOR
⊕		E1	crn	fekete	nero	黒	검정	juodas	melns	zwart	svart
		8	crn	fekete	nero	黒	검정	juodas	melns	zwart	svart
			PLK	PTG	ROM	RUS	SLK	SLV	SWE	TRK	
⊕		E1	czarny	negro	negru	черный	čierny	black	svart	siyah	
		8	czarny	negro	negru	черный	čierny	black	svart	siyah	

35



36

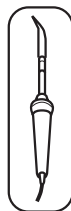
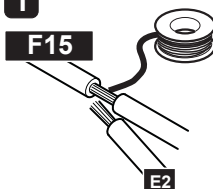


03CB1016A



1

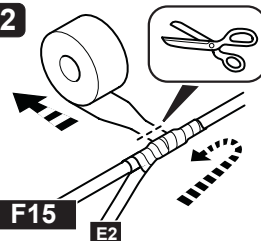
F15



2

F15

E2

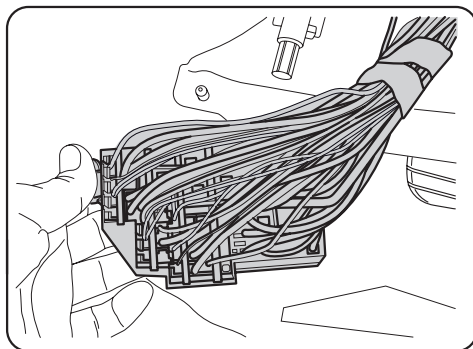
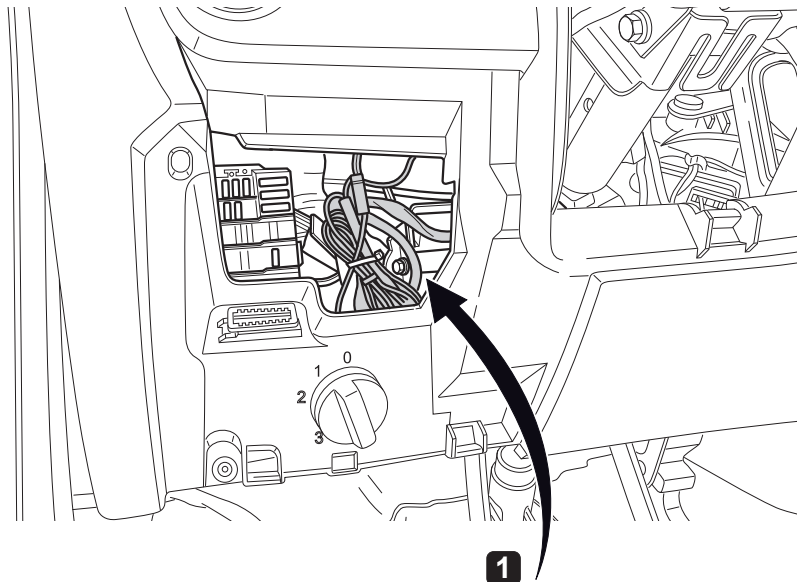


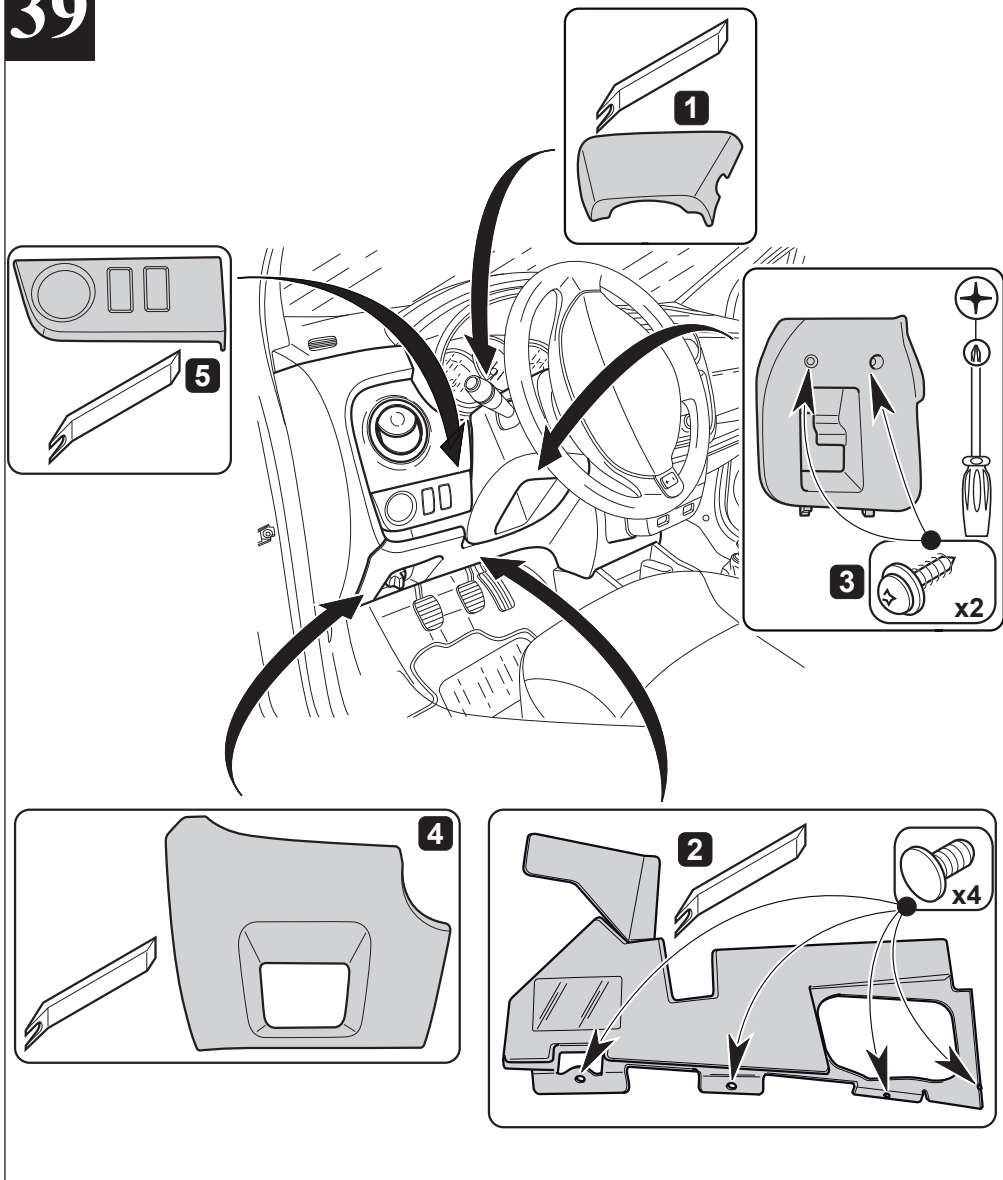
37

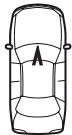
			FRA	CZA	DAN	DEU	ENG	ESP	EST	FIN	GRK
+15 AC		E2	vert Rouge	zelený ČERVENÝ	grøn RØD	grün Rot	green Red	verde Rojo	roherline PUNANE	vihreä PUNAINEN	πράσινο ΚΟΚΚΙΝΟ
		F15	jaune	žlutý	gul	gelb	yellow	amarillo	kollane	keltainen	κίτρινο

			CRO	HUN	ITA	JPN	KOR	LTH	LET	NDL	NOR
+15 AC		E2	zelená ČRVENÁ	zöld PIROS	verde Rosso	緑 赤	녹색 빨간색	žalia RAUDONA	zaiš SARKANS	groen Rood	grønn RØD
		F15	žuta	sárga	giallo	黄色	황색	geltonas	dzeltens	geel	gul

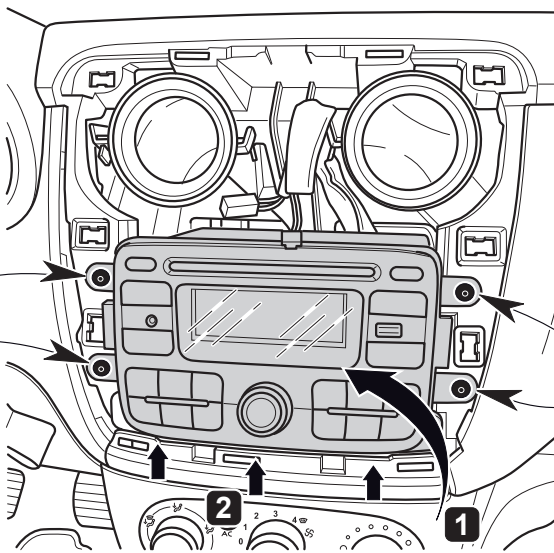
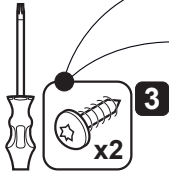
			PLK	PTG	ROM	RUS	SLK	SLV	SWE	TRK
+15 AC		E2	zielony CZERWONY	verde Vermelho	verde ROSU	зеленый КРАСНЫЙ	zelena ČERVENÁ	zelena RDEČA	grøn RÖD	yesil KIRMIZI
		F15	żółty	amarelo	galben	желтый	žltý	rumena	gul	sari








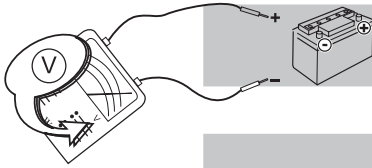
TORX 20



TORX 20



41



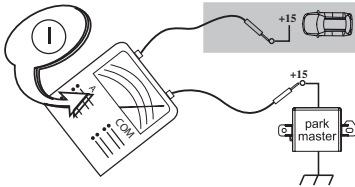
$$V_N = 12 \text{ V DC}$$

$$V_{\min} = 8 \text{ V DC}$$

$$V_{\max} = 16 \text{ V DC}$$



- 40 °C / +85 °C



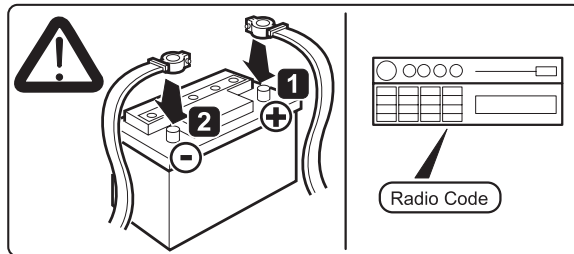
A < 35mA

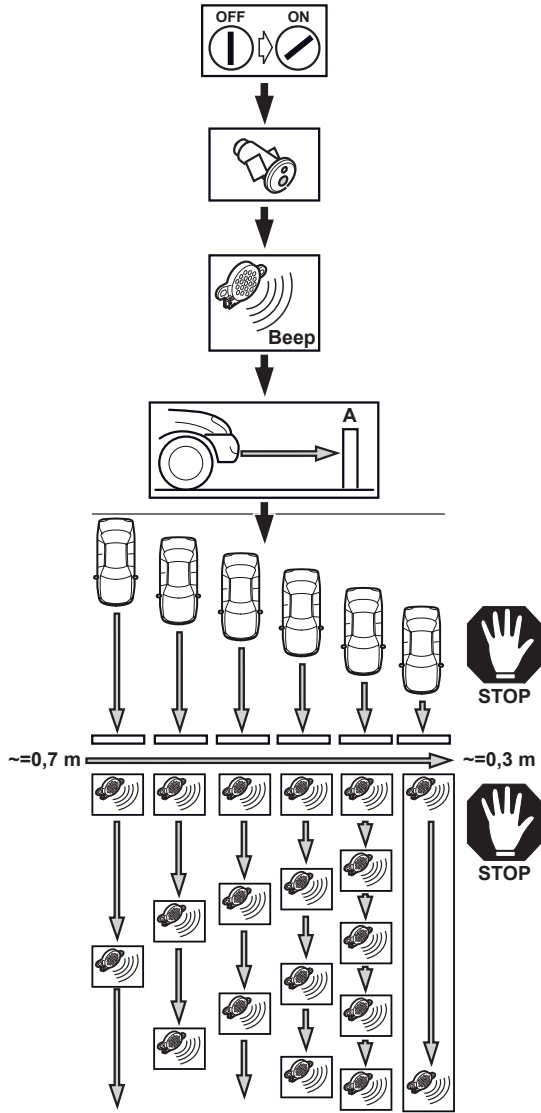


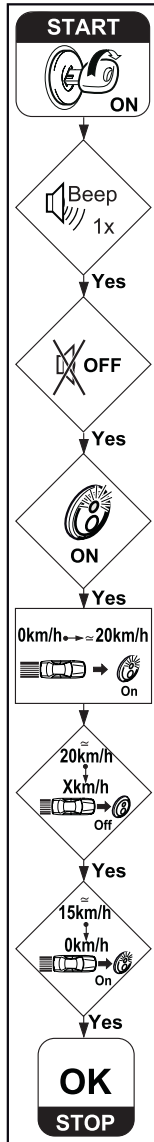
E/ECE/324- E/ECE/TRANS/505 Add 9/Rev.3

Regulation No.10

42

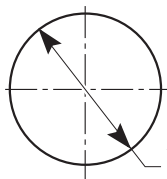
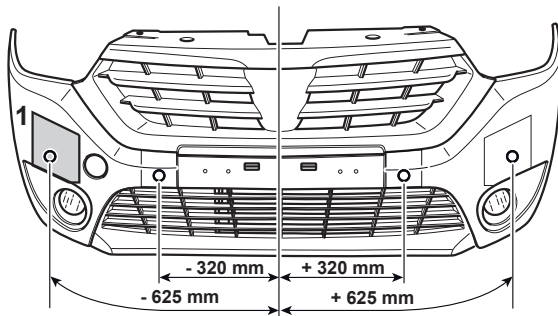









1

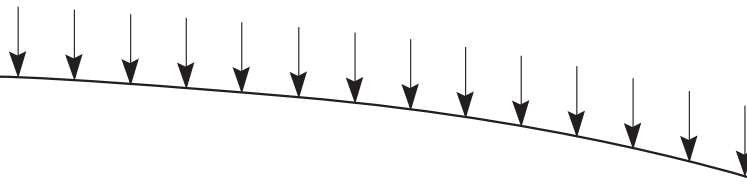


77 11 574 794



DOKKER

LODGY 2016 →



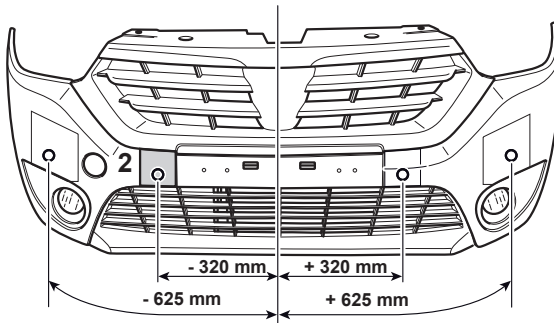


46




DOKKER

LODGY 2016 →



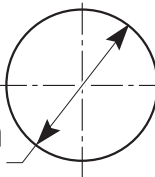
2



Ø 20 mm



77 11 574 794

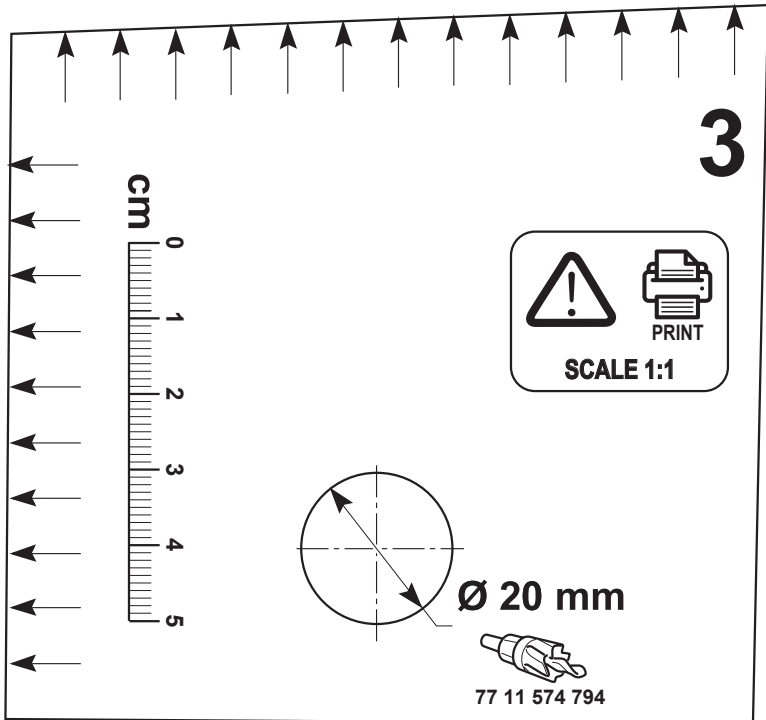
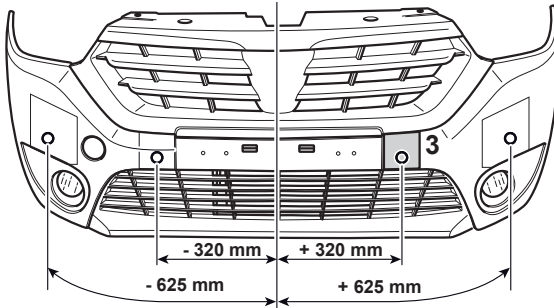






DOKKER

LODGY 2016 →



77 11 574 794



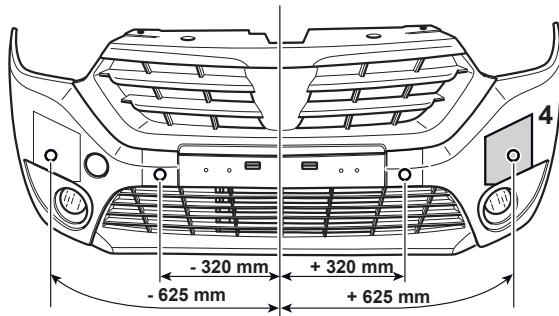


4

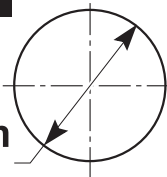


DOKKER


LODGY 2016 →



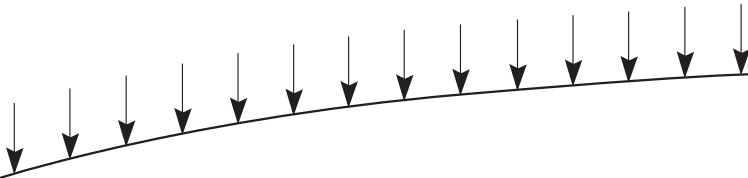

Ø 20 mm




77 11 574 794



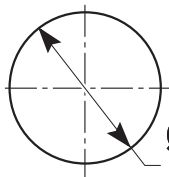
SCALE 1:1







SCALE 1:1



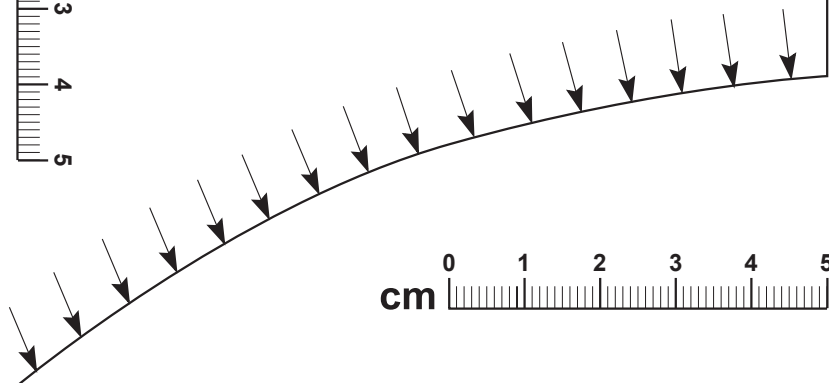
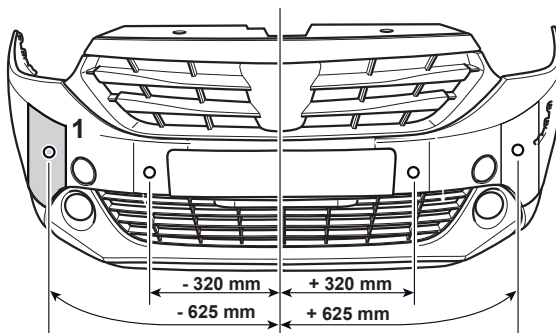
Ø 20 mm



77 11 574 794



LODGY → 2016



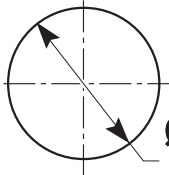




LODGY → 2016



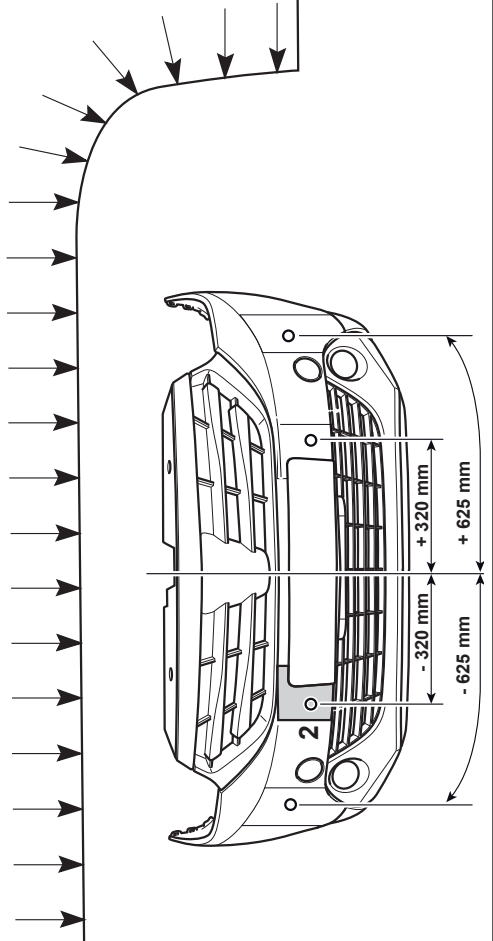

2



Ø 20 mm



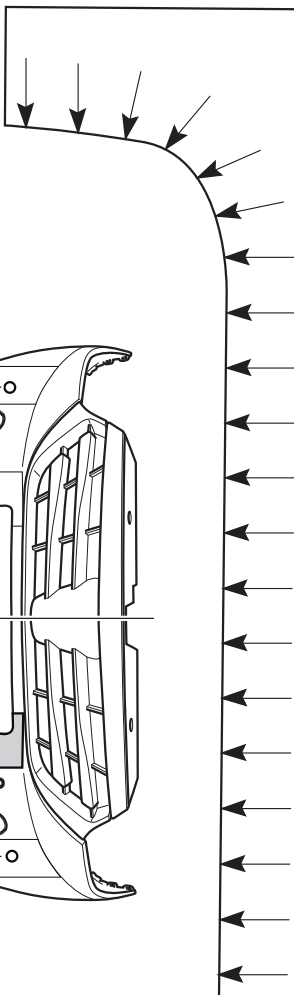
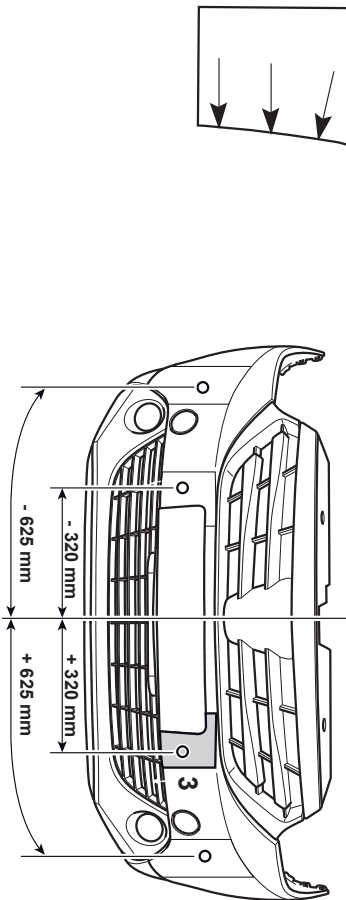
77 11 574 794



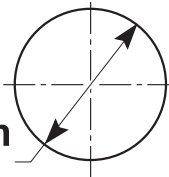




LODGY → 2016



3



Ø 20 mm



77 11 574 794

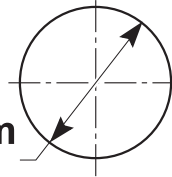
SCALE 1:1





LODGY → 2016

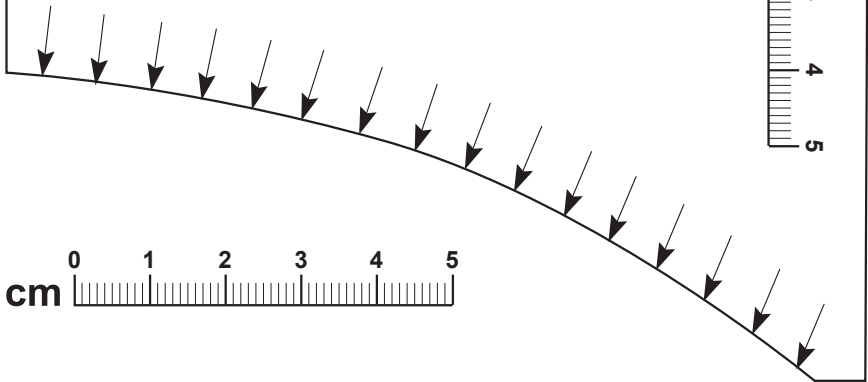

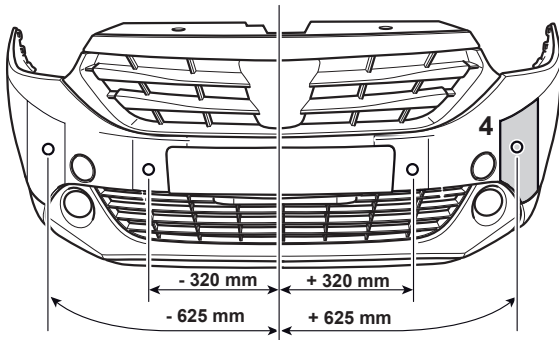
4



Ø 20 mm




77 11 574 794

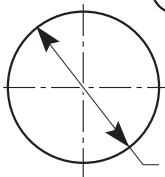




1



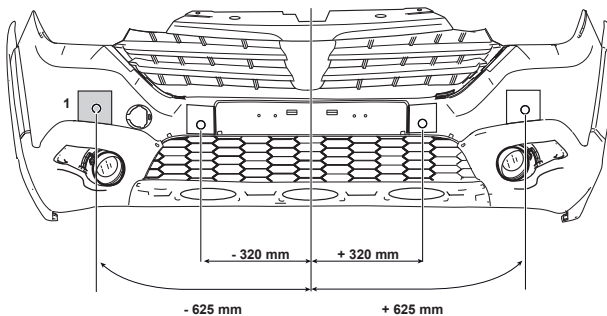
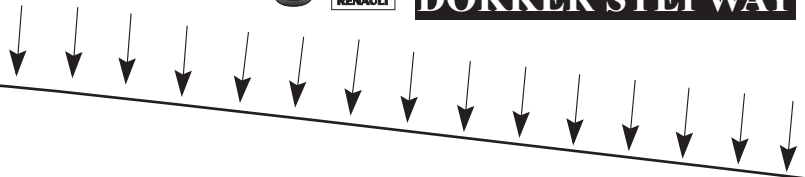
Ø 20 mm



77 11 574 794



LODGY STEPWAY
DOKKER STEPWAY



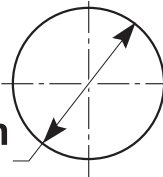


2

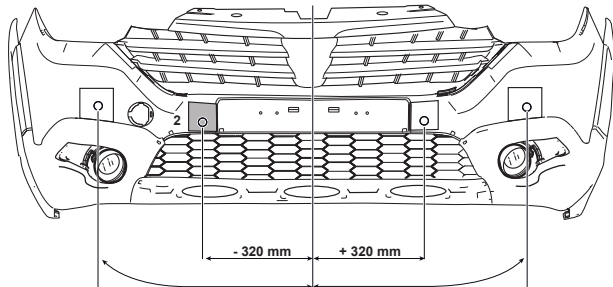


LODGY STEPWAY
DOKKER STEPWAY

Ø 20 mm



77 11 574 794



- 625 mm

+ 625 mm



cm

0
1
2
3
4
5

PRINT

SCALE 1:1

DACIA

RENAULT

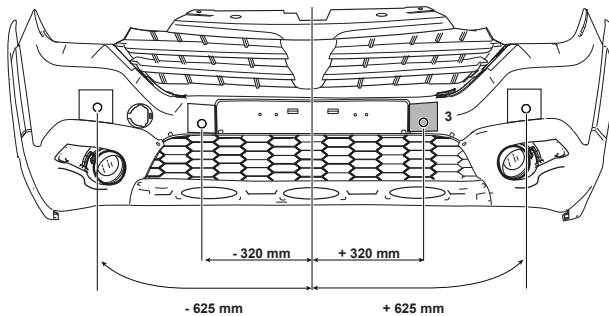
LODGY STEPWAY

DOKKER STEPWAY

Ø 20 mm

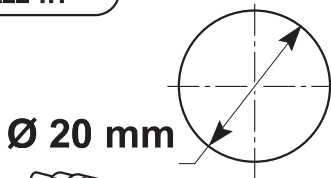
77 11 574 794

3





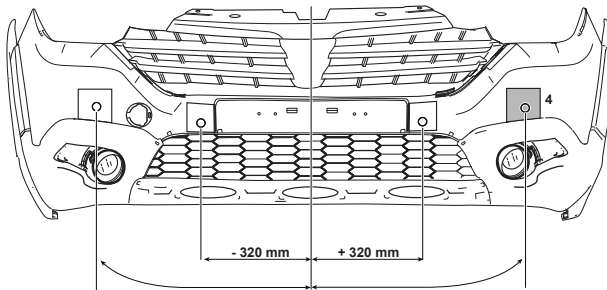
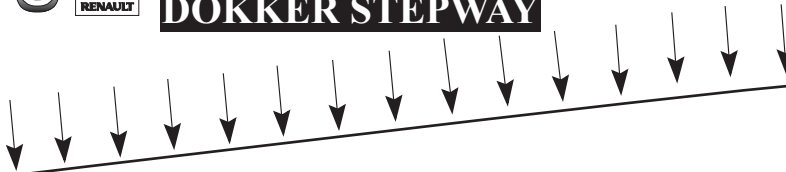
4



77 11 574 794



LODGY STEPWAY
DOKKER STEPWAY



- 625 mm + 625 mm



- (FRA)** Les instructions de montage et/ou d'utilisation prescrites par le constructeur, dans ce présent document, sont établies en fonction des spécifications techniques en vigueur à la date d'établissement du document. Elles sont susceptibles de modifications en cas de changements apportés par le constructeur à la fabrication des différents organes et accessoires des véhicules de sa marque. Ce produit ne doit pas être utilisé sur d'autres véhicules que ceux spécifiés en haut de la première page de la notice de montage et/ou d'utilisation. La sécurité est garantie si la conformité aux instructions de montage et/ou d'utilisation est suivie. Le non respect de cette notice dégage toute responsabilité du constructeur.
- (CZA)** Pokyny pro montáž a/nebo pro použití stanovené výrobcem jsou v tomto dokumentu sepsány podle technických specifikací platných v den jeho vydání. V případě změn provedených výrobcem při výrobě různých součástí nebo příslušenství vozidla jeho značky mohou být upraveny. Tento výrobek nesmí být používán na jiných vozidlech než na těch, která jsou specifikována v horní části první strany příručky pro montáž nebo uživatelské příručky. Bezpečnost je zaručena, pouze pokud jsou dodrženy všechny pokyny pro montáž a/nebo pro použití. Za případné nedodržení pokynů této příručky nenese výrobce žádnou zodpovědnost.
- (DAN)** Instruktionserne for montering og/eller brug som foreskrives af fabrikanten i herværende dokument, er udarbejdet ud fra de tekniske specifikationer, der var gældende på dagen, da dokumentet blev udfærdiget. Instruktionserne kan ændres, hvis fabrikanten foretager ændringer vedrørende fremstillingen af de forskellige dele og tilbehør til det vedkommende bilmærke. Dette produkt bør ikke anvendes på andre bilmodeller, end de der er angivet øverst på første side i monterings- og/eller brugsvejledningen. Der er garanti for sikkerheden, hvis instruktionerne for montering og/eller anvendelse følges. Hvis instruktionerne i denne vejledning ikke overholdes, bortfalder ethvert ansvar fra fabrikanten side.
- (DEU)** Die Montage- bzw. Bedienungsanleitungen, die im vorliegenden Dokument vom Hersteller vorgeschrieben werden, basieren auf den zum Zeitpunkt der Erstellung gültigen technischen Spezifikationen. Sie unterliegen eventuellen Änderungen im Falle von Modifikationen seitens des Herstellers bei der Fertigung verschiedener Komponenten und des Zubehörs der Fahrzeuge seiner Marke. Dieses Produkt darf bei keinem anderen als dem oben auf der ersten Seite dieser Montage- oder Bedienungsanleitung angegebenen Fahrzeug verwendet werden. Die Sicherheit ist garantiert, insofern die Montage- oder Bedienungsanleitung befolgt wird. Bei Nichtbeachtung dieser Anleitung wird vom Hersteller keine Haftung übernommen.
- (ENG)** The instructions for assembly and/or use provided by the manufacturer in this document reflect the technical specifications that were applicable at the time of writing. These instructions are subject to change if the manufacturer makes changes to the production of the subsystems and accessories used in the brand's vehicles. This product must only be used with the vehicles mentioned at the top of the first page of the assembly and/or user manual. Following the instructions for assembly and/or use will guarantee safe use of the product. The manufacturer shall not be held liable if these instructions are not followed.

- ESP** Las instrucciones de montaje y/o de utilización prescritas por el constructor en este documento se han establecido en función de las especificaciones técnicas en vigor en la fecha de elaboración del documento. Estas instrucciones pueden ser modificadas en caso de que el constructor introduzca cambios en la fabricación de las diferentes unidades y accesorios de los vehículos de su marca. Este producto solamente se puede utilizar con los vehículos especificados en la parte superior de la primera página de las instrucciones de montaje y/o de utilización. La seguridad del producto está totalmente garantizada si se siguen todas las instrucciones de montaje y/o de utilización. Sin embargo, el hecho de no respetar estas instrucciones exime al constructor de toda responsabilidad.
- EST** Selles dokumendis sisalduvad tootjapoolsed paigaldus- ja/või kasutusjuhised vastavad dokumendi koostamise hetkel kehtivatele tehnilistele eeskirjadele. Juhised võivad muutuda, kui tootja teeb muudatusi oma sõidukite erinevate komponentide ja lisavarustuse tootmises. See toode on mõeldud kasutamiseks üksnes neil sõidukitel, mis on kirjas paigaldus- ja/või kasutusjuhendi esimese lehekülje ülaservas. Turvalisus on tagatud juhul, kui paigaldus- ja/või kasutusjuhiseid järgitakse. Kui seda juhendit ei järgita, on tootja vabastatud igasugusest vastutusest.
- FIN** Tässä kirjassa esitetyt asennus-/käyttöohjeet perustuvat siihen rakenteeseen, joka oli käytössä kirjaa laadittaessa. Asennus-/käyttöohjeet saattavat muuttua komponenteissa ja varusteissa käyttöön otettujen muutosten vaikutuksesta. Tätä tuotetta saa käyttää ainoastaan niissä autoissa, jotka on listattu asennus-/käyttöohjeen ensimmäisen sivun yläreunassa. Turvallisuus on taattu, jos noudatetaan asennus-/käyttöohjeita. Jos tämän kirjan ohjeita ei noudateta, valmistaja vapautuu kaikesta vastuusta.
- GRK** Οι οδηγίες τοποθέτησης και/ή χρήσης που συνιστώνται από τον κατασκευαστή στο παρόν έντυπο έχουν καθοριστεί βάσει των τεχνικών προδιαγραφών που ίσχυαν κατά την ημερομηνία κατάρτισης του εντύπου. Ενδέχεται να υπάρξουν τροποποιήσεις σε περίπτωση που ο κατασκευαστής επιφέρει αλλαγές στην κατασκευή των διαφόρων οργάνων και εξαρτημάτων των αυτοκινήτων της μάρκας του. Απαγορεύεται η χρήση αυτού του προϊόντος σε άλλα αυτοκίνητα από εκείνα που αναφέρονται στην αρχή της πρώτης σελίδας του βιβλίου οδηγιών τοποθέτησης και/ή χρήσης. Η σφάλεια είναι εγγυημένο εφόσον τηρούνται οι οδηγίες τοποθέτησης και/ή χρήσης. Η μη τήρηση αυτών των οδηγιών απαλλάσσει τον κατασκευαστή από οποιαδήποτε ευθύνη.
- CRO** Uputstva za postavljanje i/ili korištenje propisana od strane proizvođača, u ovom dokumentu, sastavljena su na temelju tehničkih specifikacija koje su važeće na dan izdavanja ovog dokumenta. Podložna su promjenama u slučaju da proizvođač unese promjene pri proizvodnji različitih sklopova i dodatne opreme za vozila svoje marke. Ovaj proizvod ne smije se koristiti na na drugim vozilima osim na onim navedenim na vrhu prve stranice uputstva za postavljanje i/ili upotrebu. Sigurnost je zajamčena ako se strogo slijede pravila u uputstvima za postavljanje i/ili korištenje. Proizvođač ne preuzima odgovornost u slučaju nepoštivanja ovih uputstava.

HUN A jelen dokumentumban szereplő, a gyártó által előírt szerelési és/vagy használati utasítások a kiadvány összeállításakor érvényben lévő műszaki jellemzők alapján lettek kialakítva. Amennyiben a gyártó a gépkocsi bizonyos szerkezeti elemeit megváltoztatja, akkor azzal együtt a szerelési/használati előírások is változhatnak. Ez a termék kizárólag a szerelési és/vagy használati útmutató első oldalának felső részén megadott gépkocsik esetén használható. A biztonságos használat csak a szerelési és/vagy használati utasítások pontos betartása esetén garantált. Az útmutató utasításainak be nem tartása esetén a gyártó semmilyen felelősséget nem vállal.

ITA Le istruzioni di montaggio e/o d'uso prescritte dal costruttore, nel presente documento, sono elaborate in funzione delle specificazioni tecniche in vigore alla data dell'elaborazione del documento. Sono suscettibili di modifiche qualora il costruttore apporti delle modifiche nella fabbricazione di differenti organi e accessori dei veicoli recanti il suo marchio. Questo prodotto non deve essere utilizzato su veicoli diversi da quelli specificati in alto nella prima pagina delle istruzioni di montaggio e / o d'uso. La sicurezza è garantita nel caso in cui viene osservata la conformità alle istruzioni di montaggio e/o d'uso. Il mancato rispetto di queste istruzioni declina il costruttore da ogni responsabilità.

JPN メーカー規定の取扱説明書や取付説明書は、各々技術仕様に応じて作成されたもので、作成日から有効となります。これらの説明書は、本メーカーによる車両の各コンポーネントおよびアクセサリーの製造変更にもない改訂される場合があります。取扱説明書や取付説明書は、各説明書の最初のページ上部に特定されている車両以外には使用できません。取扱説明書や取付説明書の記載内容を完全に遵守する場合のみ安全が保証されます。説明書の記載内容を遵守されない場合、メーカーは一切の責任を負うものではありません。

KOR 제작사에 의해 규정된 조립설명서 그리고/또는 사용설명서가 있는 이 서류는, 제작 날짜에 유효한 기술적인 기능을 설명하기 위해 기술되었습니다. 제작사의 다양한 장치와 부품의 수정은 사전예고 없이 이루어질 수 있습니다. 이 제품은 조립설명서 그리고/또는 사용설명서의 첫번째 페이지의 윗부분에 언급되어 있는 차량 외에 사용해서는 안됩니다. 조립설명서 그리고/또는 사용설명서를 준수하였을 경우에 안전이 보장됩니다. 이 문서의 내용을 준수하지 않았을 때 발생하는 모든 문제는 제작사가 책임을 지지 않습니다.

LTH Montavimo ir / arba naudojimo instrukcijos, kurias šiame dokumente pateikė gamintojas, parašytos remiantis dokumento sudarymo metu galiojančiomis technikos specifikacijomis. Instrukcijos gali keistis, jei gamintojas pakeistų tam tikrų šios markės automobilių elementų ar prietaisų gamybą. Šį gaminį naudoti galima tik tuose automobiliuose, kurie nurodyti montavimo ir / arba naudojimo instrukcijų pirmojo puslapio viršuje. Laikantis montavimo ir / arba naudojimo instrukcijų, sauga garantuojama. Nesilaikant šiame dokumente išdėstytų nurodymų gamintojas neprisiima jokios atsakomybės.

LET Ražotāja sniegtās montāžas un/vai lietošanas instrukcijas šajā dokumentā atbilst tai tehniskajai specifikācijai, kas ir spēkā dokumenta sastādīšanas datumā. Tās var mainīties, ražotājam ieviešot izmaiņas savas markas automašīnu ierīču un piederumu ražošanā. Šo izstrādājumu var izmantot tikai montāžas un/vai lietošanas rokasgrāmatas pirmajā lapā norādītajās automašīnās. Drošība ir garantēta, ja tiek ievērotas montāžas un/vai lietošanas instrukcijas. Šīs rokasgrāmatas neievērošana atbrīvo ražotāju no atbildības.

(NLD) De door constructeur voorgeschreven aanwijzingen voor de montage en/of het gebruik die in dit document staan, zijn opgesteld volgens de technische richtlijnen die van kracht waren toen dit document werd samengesteld. Deze kunnen veranderen indien de constructeur fabricagewijzigingen op onderdelen of accessoires van de auto's van zijn merk heeft aangebracht. Dit product mag alleen worden gebruikt op de modellen die zijn aangegeven bovenaan de eerste bladzijde van de montage- en/of gebruiksaanwijzing. De veiligheid is alleen gegarandeerd als conform de montage- en/of gebruiksaanwijzing is gewerkt. De constructeur is niet aansprakelijk indien deze aanwijzingen niet zijn opgevolgd.

(NOR) Anvisningene om montering og/eller bruk som produsenten har angitt i dette dokumentet, er basert på de tekniske spesifikasjonene som var gjeldende da dokumentet ble utarbeidet. Disse kan bli gjenstand for modifikasjoner i forbindelse med produsentens endringer av fremstillingen av de ulike elementer og tilbehør for kjøretøy av dette merket. Dette produktet må ikke brukes på andre kjøretøy enn de som er angitt øverst på første side i monterings- og/eller bruksanvisningen. Sikkerheten er garantert hvis bruken er i samsvar med monterings- og/eller bruksanvisningen. Produsenten fraskriver seg alt ansvar ved manglende overhold av disse anvisningene.

(PLK) Instrukcje dotyczące montażu i/lub użytkowania zalecane przez producenta w niniejszej dokumentacji zostały opracowane na podstawie warunków technicznych obowiązujących w dniu redagowania tekstu. Mogą one ulec zmianom w przypadku wprowadzania przez producenta modyfikacji procesu produkcji różnych podzespołów i akcesoriów pojazdów tej marki. Wymieniony produkt powinien być używany wyłącznie w pojazdach przytoczonych w górnej części pierwszej strony instrukcji montażu i/lub instrukcji obsługi. Przestrzeganie instrukcji montażu i/lub użytkowania gwarantuje bezpieczeństwo. W przypadku nieprzestrzegania niniejszych zaleceń, producent nie ponosi żadnej odpowiedzialności.

(PTG) As instruções de montagem e/ou utilização prescritas pelo construtor, no presente documento, são estabelecidas em função das especificações técnicas em vigor, à data da sua redacção. Estas instruções são susceptíveis de modificação, no caso de se verificarem alterações, introduzidas pelo construtor, no fabrico dos diferentes órgãos e acessórios das viaturas da sua marca. Este produto não deve ser utilizado em veículos diferentes dos especificados na parte superior da primeira página do guia de montagem e/ou de utilização. A segurança é garantida, se forem respeitadas as instruções de montagem e/ou utilização. O desrespeito por estas instruções iliba o construtor de qualquer responsabilidade.

(ROM) Instrucțiunile de montare și/sau de utilizare prescrie de către constructor, în prezentul document, sunt stabilite în funcție de specificațiile tehnice în vigoare la data redactării documentului. Ele sunt susceptibile de a fi modificate în cazul schimbărilor aduse de constructor în fabricarea diferitelor organe și accesorii ale vehiculelor mărcii sale. Acest produs nu trebuie să fie utilizat pe alte vehicule decât cele specificate în partea de sus a primei pagini din manualul de montare și/sau de utilizare. Securitatea este garantată dacă conformitatea cu instrucțiunile de montare și/sau de utilizare este urmată. Nerespectarea acestui manual anulează orice responsabilitate a constructorului.

(FRA) Les instructions de montage et/ou d'utilisation prescrites par le constructeur, dans ce présent document, sont établies en fonction des spécifications techniques en vigueur à la date d'établissement du document. Elles sont susceptibles de modifications en cas de changements apportés par le constructeur à la fabrication des différents organes et accessoires des véhicules de sa marque. Ce produit ne doit pas être utilisé sur d'autres véhicules que ceux spécifiés en haut de la première page de la notice de montage et/ou d'utilisation. La sécurité est garantie si la conformité aux instructions de montage et/ou d'utilisation est suivie. Le non respect de cette notice dégage toute responsabilité du constructeur.

(CZA) Pokyny pro montáž a/nebo pro použití stanovené výrobcem jsou v tomto dokumentu sepsány podle technických specifikací platných v den jeho vydání. V případě změn provedených výrobcem při výrobě různých součástí nebo příslušenství vozidla jeho značky mohou být upraveny. Tento výrobek nesmí být používán na jiných vozidlech než na těch, která jsou specifikována v horní části první strany příručky pro montáž nebo uživatelské příručky. Bezpečnost je zaručena, pouze pokud jsou dodrženy všechny pokyny pro montáž a/nebo pro použití. Za případné nedodržení pokynů této příručky nenese výrobce žádnou zodpovědnost.

(DAN) Instruktionerne for montering og/eller brug som foreskrives af fabrikanten i herværende dokument, er udarbejdet ud fra de tekniske specifikationer, der var gældende på dagen, da dokumentet blev udfærdiget. Instruktionerne kan ændres, hvis fabrikanten foretager ændringer vedrørende fremstillingen af de forskellige dele og tilhører til det vedkommende bilmærke. Dette produkt bør ikke anvendes på andre bilmodeller, end de der er angivet øverst på første side i monterings- og/eller brugsvejledningen. Der er garanti for sikkerheden, hvis instruktionerne for montering og/eller anvendelse følges. Hvis instruktionerne i denne vejledning ikke overholdes, bortfalder ethvert ansvar fra fabrikanten side.

(DEU) Die Montage- bzw. Bedienungsanleitungen, die im vorliegenden Dokument vom Hersteller vorgeschrieben werden, basieren auf den zum Zeitpunkt der Erstellung gültigen technischen Spezifikationen. Sie unterliegen eventuellen Änderungen im Falle von Modifikationen seitens des Herstellers bei der Fertigung verschiedener Komponenten und des Zubehörs der Fahrzeuge seiner Marke. Dieses Produkt darf bei keinem anderen als dem oben auf der ersten Seite dieser Montage- oder Bedienungsanleitung angegebenen Fahrzeug verwendet werden. Die Sicherheit ist garantiert, insofern die Montage- oder Bedienungsanleitung befolgt wird. Bei Nichtbeachtung dieser Anleitung wird vom Hersteller keine Haftung übernommen.

(ENG) The instructions for assembly and/or use provided by the manufacturer in this document reflect the technical specifications that were applicable at the time of writing. These instructions are subject to change if the manufacturer makes changes to the production of the subsystems and accessories used in the brand's vehicles. This product must only be used with the vehicles mentioned at the top of the first page of the assembly and/or user manual. Following the instructions for assembly and/or use will guarantee safe use of the product. The manufacturer shall not be held liable if these instructions are not followed.

